

Project

Item #

Model Specified:

CSI Section 114000

### Refrigerated Equipment Stands/ Self-Contained

### Two, Four & Six Drawer Models, 34" Deep



Stainless Exterior  
& Interior

2-Drawer Models	TE036HT, TE048HT & TE060HT
4-Drawer Models	TE072HT & TE084HT
6-Drawer Models	TE096HT & TE110HT



Model TE084HT  
(shown as supplied standard)

Traulsen's TE Series refrigerated equipment stands are intended for use with griddles where cabinet strength and system performance really matter. Their rear mounted evaporators keep food cold in very warm kitchen environments despite frequent drawer openings. They also offer greater capacity, as each drawer accommodates 6" deep pans, and a variety of other features making them ideal for the equipment stand application. Drawers include a stay open and self closing feature, as well as a guard to protect the gasket from damage. Grease accumulation on the condenser is prevented by an easy to remove and clean filter. Even installation is facilitated through use of factory installed casters mounted on an adjustable rail, making it easy to position these around such common floor obstructions as drains, junction boxes, and gas connections. \*

\* Traulsen's equipment stands are solely intended for use with cooking equipment.

### Standard Product Features

- Stainless Steel Exterior & Interior
- Stainless Steel Top w/Drip Guard (marine) Edge
- INTELA-TRAUL® Microprocessor Control System
- Balanced, Self-Contained Refrigeration System Using R-404A
- Front-Breathing Design For "Zero-Clearance" Installation
- Non-Electric Automatic Condensate Evaporator
- Condenser Filter
- Off- Cycle Evaporator Defrost
- Controllable Anti-Condensate Drawer Perimeter Heaters
- Full Length Drawer Handle With Gasket Guard
- Magnetic Snap-In EZ-Clean Door Gasket(s)
- Drawers Accommodate 12" x 20" x 6" Pans (pans by others)
- Self-Closing Drawers With Stay Open Feature
- 14-Gauge Stainless Steel Drawer Slide
- Side, Front & Rear Access Panel For Ease of Service & Maintenance
- NEMA 5-15P Plug With 9' Cord & Cord Retainer
- 4" Casters On Adjustable Channel Moving System
- Three Year Parts And Labor Warranty
- Five Year Compressor Warranty

### Options & Accessories

- Set Of 6" High Stainless Steel Legs In Lieu Of Casters
- 6" Cabinet Length Extension
- Stainless Steel Exterior Finished Back
- NAFEM Data Protocol Gateway Package
- Export 220/50/1 Voltage
- Remote Applications (see spec TR35837 for more details)
- Water Cooled Self-Contained Condenser Suitable For Connection To Glycol
- System Relocated To Right



Listed by Underwriters Laboratories Inc., to U.S. and Canadian safety standards and Listed by NSF International.



Approval: \_\_\_\_\_



TRAUlsen  
4401 BLUE MOUND RD.  
PHONE 1 (800) 825-8220  
Website: www.traulsen.com

FT. WORTH, TX 76106  
FAX-MKTG. 1 (817) 624-4302

Project

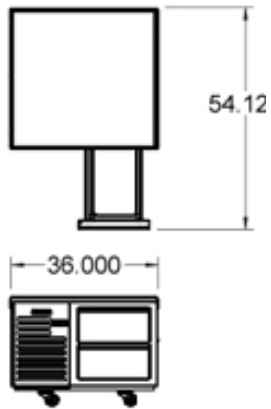
Quantity

Item #

Model Specified:

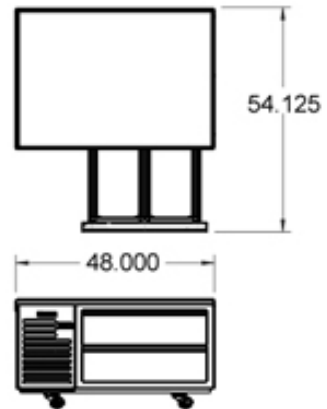
CSI Section 114000

Plan - TE036HT



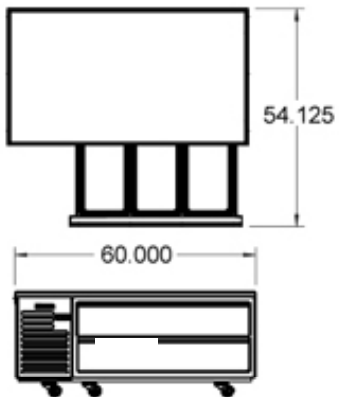
Elevation - TE036HT

Plan - TE048HT



Elevation - TE048HT

Plan - TE060HT



Elevation - TE060HT

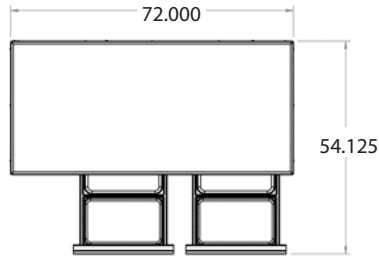
Project

Item #

Model Specified:

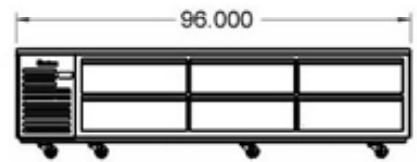
CSI Section 114000

Plan - TE072HT



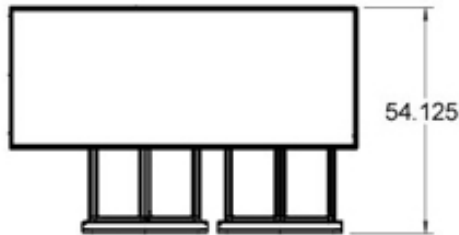
Elevation - TE072HT

Elevation - TE096HT



Elevation - TE096HT

Elevation - TE084HT

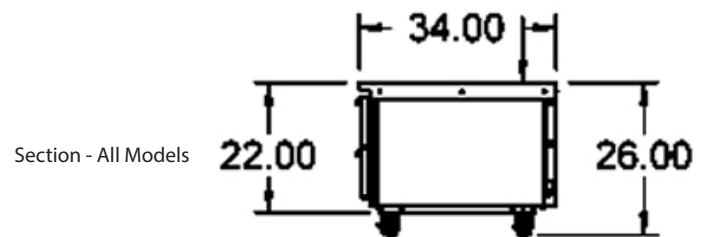


Elevation - TE084HT

Plan - TE110HT



Elevation - TE110HT



TRAULSEN  
4401 BLUE MOUND RD.  
PHONE 1 (800) 825-8220  
Website: www.traulsen.com

FT. WORTH, TX 76106  
FAX-MKTG. 1 (817) 624-4302

Project	Quantity	Item #
Model Specified:		CSI Section 114000

## Specifications

### Construction, Hardware and Insulation

Cabinet exterior front, sides, louver assembly and drawers are constructed of 20-gauge 430 stainless steel, exterior back and bottom are constructed of heavy gauge galvanized steel. Cabinet interior sides are constructed of 22-gauge 400 series stainless steel, top and bottom are constructed of 22-gauge 300 series stainless steel. A set of 4" high casters are included standard. Gasket profile and Santoprene® material simplify cleaning and increase overall gasket life. Both the cabinet and drawers are insulated with an average of 2" thick high density, non-CFC, foamed in place polyurethane.

### Controller

The easy to use water resistant INTELA-TRAUL® microprocessor control system is supplied standard. Unit is NAFEM Data Protocol communication (NDP) ready. Optional hardware required to be NDP compliant (3<sup>rd</sup> party software required for network connection). It includes a 3-Digit LED Display, °F or °C Temperature Scale Display Capability, and an RS485 data port. In addition it includes audio/visual alarms for: Hi/Lo Cabinet Temperature, Clean Condenser, Evaporator Coil and Discharge Line Sensor Failures, and Power Supply Interruption.

### Refrigeration System

The left side mounted, self-contained, balanced refrigeration system using R-404A refrigerant features an off-cycle defrost, capillary tube, air-cooled hermetic compressor, automatic condensate evaporator, and a dedicated rear-mounted evaporator design which distributes cold air through each drawer section. A 9' cord and retainer is provided. Standard operating temperature is 34 to 38°F.

### Drawers

Each heavy-duty drawer is designed to accommodate 12" x 20" x 6" deep pans. They are constructed using 14-gauge stainless steel drawer slides and 2" diameter stainless steel rollers. Drawers include both a self-closing and stay-open feature.

### Warranties

Both a three year parts and labor warranty and a five year compressor warranty (self-contained models only) are provided standard.

DIMENSIONAL DATA	TE036HT	TE048HT	TE060HT	TE072HT	TE084HT	TE096HT	TE110HT
Length Overall in.	36 (91.4 cm)	48 (121.9 cm)	60 (152.5 cm)	72 (182.9 cm)	84 (213.4 cm)	96 (243.8 cm)	110 (279.4 cm)
Depth - Cabinet Only in.	32 (81.3 cm)	32 (81.3 cm)	32 (81.3 cm)	32 (81.3 cm)	32 (81.3 cm)	32 (81.3 cm)	32 (81.3 cm)
Depth - with Drawer Open	54½ (137.5 cm)	54½ (137.5 cm)	54½ (137.5 cm)	54½ (137.5 cm)	54½ (137.5 cm)	54½ (137.5 cm)	54½ (137.5 cm)
Depth - Over Handle in.	34½ (86.7 cm)	34½ (86.7 cm)	34½ (86.7 cm)	34½ (86.7 cm)	34½ (86.7 cm)	34½ (86.7 cm)	34½ (86.7 cm)
Height - Overall on 4" Casters in.	26 (66.0 cm)	26 (66.0 cm)	26 (66.0 cm)	26 (66.0 cm)	26 (66.0 cm)	26 (66.0 cm)	26 (66.0 cm)
Max Top Load Capacity lbs.	625	625	1200	1200	1500	1500	1500
Pan Capacity 12" x 20" x 6'	2	4	6	8	8	12	12
Pan Orientation	n/a	Side by Side	Side by Side	Front to Back	Side by Side	Front to Back	Side by Side
Drawers Per Cabinet	2	2	2	4	4	6	6
Gross Weight-crated lbs. <sup>1</sup>	410 (186 kg)	430 (195 kg)	475 (216 kg)	555 (252 kg)	655 (297 kg)	760 (345 kg)	845 (383 kg)
ELECTRICAL DATA							
Voltage	115/60/1	115/60/1	115/60/1	115/60/1	115/60/1	115/60/1	115/60/1
Full Load Amperes	6.7	6.7	6.7	6.7	6.7	12.0	12.0
NEMA Plug Type	5-15P	5-15P	5-15P	5-15P	5-15P	5-15P	5-15P
REFRIGERATION DATA							
Refrigerant	R-404A	R-404A	R-404A	R-404A	R-404A	R-404A	R-404A
BTU/HR - HP <sup>2</sup>	2440 (½HP)	2440 (½HP)	2440 (½HP)	2440 (½HP)	2440 (½HP)	4090 (½HP)	4090 (½HP)

NOTE: Figures in parentheses reflect metric equivalents.

1=For shipping weights and dimensions please refer to form TR35875.

2=Based on a 90 degree F ambient and 20 degree F evaporator.

3=Traulsen's equipment stands are solely intended for use with cooking equipment.



Equipped With One NEMA 5-15 P Plug

NOTE: When ordering please specify: Voltage, Options and any additional warranties.

Continued product development may necessitate specification changes without notice.

Part No. TR35882 (REV. 06-12-15)

TRAULSEN  
4401 BLUE MOUND RD.  
PHONE 1 (800) 825-8220  
Website: www.traulsen.com

FT. WORTH, TX 76106  
FAX-MKTG. 1 (817) 624-4302

