

ALUMINUM
KEG RACKS

Item #: _____ **Qty #:** _____
Model #: _____
Project #: _____



FEATURES:

20" Wide fully adjustable shelves.
 (2) Keg storage shelves with 1-3/4" square tubing welded front to back.
 Top shelf with 1-3/4" square tubing welded left to right.
Top Shelf Load Rating - 15 lbs. sq. ft. evenly distributed.
Keg Shelves Load Rating - 60 lb. per sq. ft. evenly distributed load.

CONSTRUCTION:

Shelves: Fully welded 1-3/4" square tubing.
 Upright Posts: 1-5/16" round heavy wall tubing with 4 plastic caps.

MATERIAL:

Extruded Aluminum Tubing & Support Pieces.

MODEL #	Overall Size L x W x H	# of Kegs Per Unit	Wt.
KR-42	42" x 20" x 76"	4	50 lbs.
KR-60	60" x 20" x 76"	6	68 lbs.
KR-72	72" x 20" x 76"	8	80 lbs.
KR-80	80" x 20" x 76"	8	88 lbs.
KR-93	93" x 20" x 76"	10	100 lbs.

**NOTE: Top shelf not recommended for Keg Storage.
 KR-1 recommended to minimize falling kegs.
 (See below)**



OPTIONAL REAR KEG STRAP
MODEL # KR-1 SERIES

FEATURES:

Prevents kegs from sliding off rear of a keg rack shelf.

CONSTRUCTION:

Fully welded 1-3/4" square tubing.
 Upright Posts: 1-5/16" round heavy wall tubing.

MATERIAL:


Extruded Aluminum Tubing & Support Pieces.

Accessory	Model #	Qty
Rear Strap - 42"	KR-1-42	
Rear Strap - 60"	KR-1-60	
Rear Strap - 72"	KR-1-72	
Rear Strap - 80"	KR-1-80	
Rear Strap - 93"	KR-1-93	

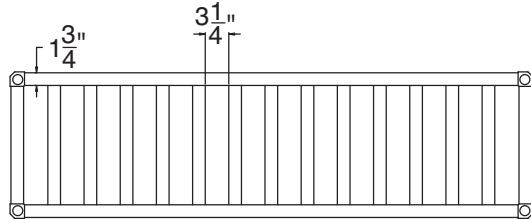
DIMENSIONS and SPECIFICATIONS

TOL ± .500"

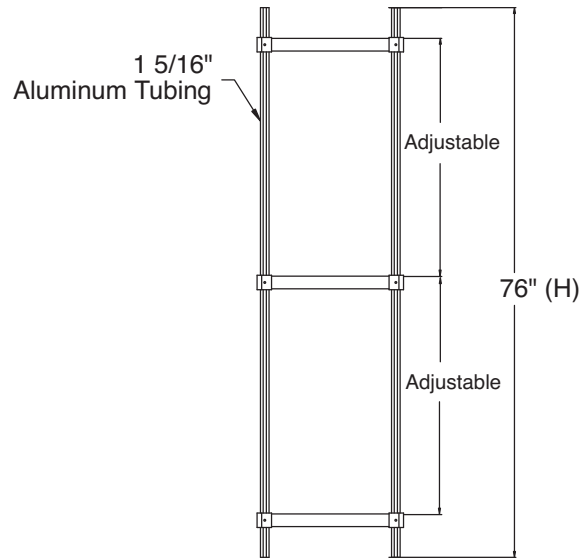

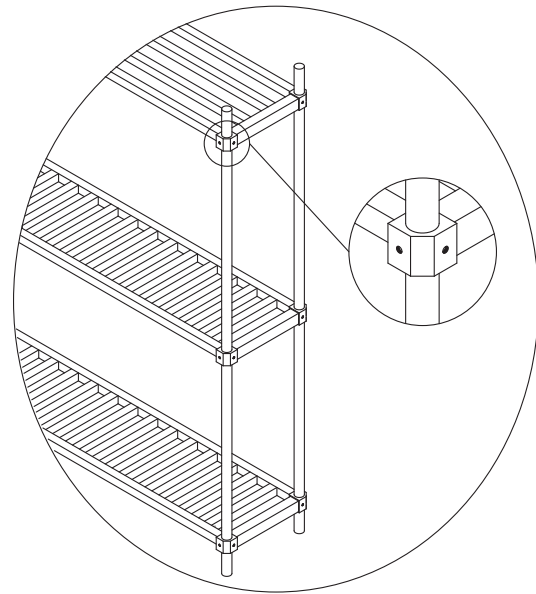
ALL DIMENSIONS ARE TYPICAL



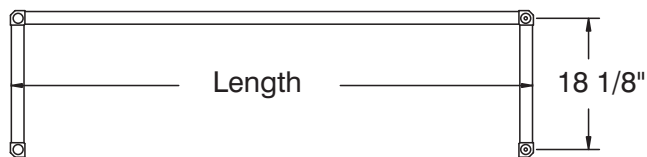
Plan View of Top Shelf



Plan View of Keg Shelves



REAR KEG RACK STRAP



MODEL #	Length	Wt.
KR-1-42	42"	6 lbs.
KR-1-60	60"	7 lbs.
KR-1-72	72"	8 lbs.
KR-1-80	80"	9 lbs.
KR-1-93	93"	10 lbs.

