

Worry-free dispensing.

Touchless Express™ Dispensers



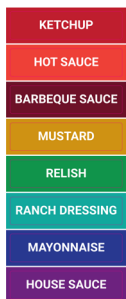
Hygienic alternative to portion packets – fitmented pouch and closed dispensing system eliminates possibility of food contamination

Direct-Pour model offers convenience not found in volume packaging to dispense fresh, house-made sauces and condiments

Branding-ready – incorporate your brand and flavors for quick product identification

Countertop and drop-in models are available to suit operational needs

Pouched dispensers achieve up to 98% product evacuation



Units include a flavor decal kit for food product labeling



Place one hand over sensor while holding portion cup or food item under dispensing point

FOR POUCHES



SE-SS-T
Wasserstrom #: 6091683
Server #: 100257



SE-SS-T DI
Wasserstrom #: 6091684
Server #: 100258

DIRECT-POUR



SE-SS-TDP1.3
Wasserstrom #: 6091685
Server #: 100259

FAST FACTS





- PerfectSense™ Technology detects user's hand for a touch-free experience
- 1 oz maximum portion - smaller portions by removing hand

APPLICATIONS

- Serve ketchup, mustard, mayo, tartar sauce and more at customer self-serve stations
- Solution for house-made sauces
- Models for countertop or drop-in applications

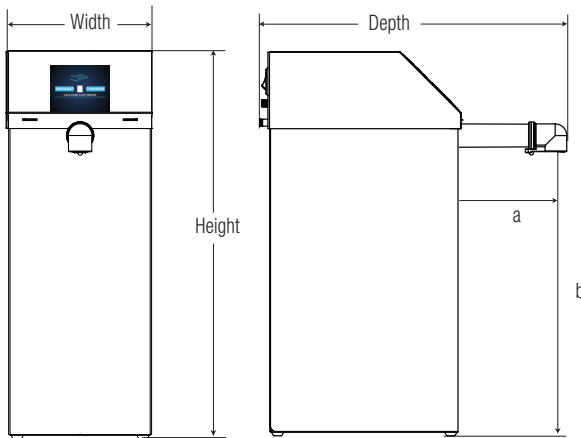
Zero contact. Total Comfort.

Touchless Express™ Single Dispensers Models SE-SS-T, SE-SS-T DI & SE-SS-TDP1.3

DISPENSES	 THIN fountain syrups • oils • hot sauce
	 THICK ketchup • mustard • mayonnaise • bbq
	 THICKER tartar sauce • crafted sauces
APP	 AMBIENT

SPECIFIER STATEMENT

Server Products Stainless Steel Touchless Express™ dispensers are constructed of a stainless steel vessel with a brushed finish, surgical-quality plastic pump and stainless steel lid. With PerfectSense™ non-touch technology the unit dispenses thin, thick, or thicker toppings from a 1 ½ gal (6 L) pouch with a 16 mm fitment or a 1.3 (4.9L) gal jar and is calibrated to dispense a 1 oz (30 mL) max portion. Conical sensor field triggers dispense when holding hand between approximately 1" and 3" from sensor eye. 24V DC Dispenser with 100V–240V Adapter Power Cord and NEMA 5-15 Plug. NSF listed, BPA Free and ADA Compliant. One-year warranty.













Countertop and Drop-In versions available that connect to a 1.5 gal (6 L) Cryovac pouch with 16 mm fitment



Countertop version available that dispenses out of a 1.3 gal (4.9 L) dishwasher-safe jar that sits inside vessel



model/item	drop-in cutout (W x D)
SE-SS-T DI	6 3/8" x 8 1/2" 16.2 x 21.6 cm

order quantity	dispenses	model/item	application	description	capacity	electrical	dims (H x W x D)	weight	dim a	dim b
		SE-SS-T Wasserstrom #: 6091683 Server #: 100257		single, countertop	1.5 gal 6L	 100-240V 2A (max)	17" x 6 1/2" x 13 9/16" 43.2 x 16.5 x 34.4 cm		4 1/4" 10.8 cm	12 1/2" 31.8 cm
		SE-SS-T DI Wasserstrom #: 6091684 Server #: 100258		single, drop-in			9 7/8" x 6 1/2" x 13 9/16" 25.1 x 16.5 x 34.4 cm	13 lb 6 kg	4 1/4" 10.8 cm	5 1/2" 14 cm
		SE-SS-TDP1.3 Wasserstrom #: 6091685 Server #: 100259		single, countertop	1.3 gal 4.9L		17" x 6 1/2" x 13 9/16" 43.2 x 16.5 x 34.4 cm		4 1/4" 10.8 cm	12 1/2" 31.8 cm