SERVER

SERVE BETTER™

Bottle Support Kit

86819

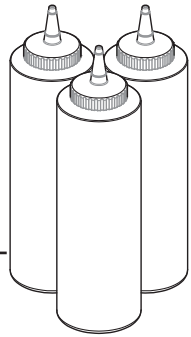

SQUEEZE BOTTLES (3)
High-Density, 16 oz
86809

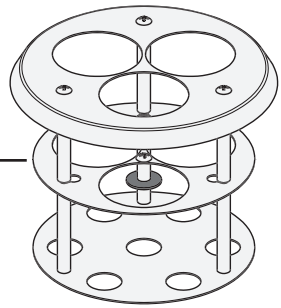

BOTTLE SUPPORT
86811

KNOB LOCK ASSEMBLY
81048

Thank You

...for purchasing this kit to transform your topping warmer into a Signature Touch™ Squeeze Bottle Warmer. Drizzle and delight!

SERVE BETTER WITH DISTINCTIVE DESSERTS

SAFETY

According to food and safety regulations, most foods must be stored and/or served at certain temperatures or they could become hazardous. Check with local food and safety regulators for specific guidelines.

Be aware of the product you are serving and the temperature the product is required to maintain. Server Products, Inc. cannot be responsible for the serving of potentially hazardous product.

CAUTION:
Prevent serious burns and bottle failure.
DO NOT EXCEED 125° F (52° C).

CLEANING

WASH
all parts properly before use.

SANITIZE
all parts according to local sanitization requirements. All parts in contact with food must be sanitized.

YES
Squeeze bottles are dishwasher safe.

CARE OF STAINLESS STEEL

- A mildly abrasive nylon or brass brush may be used to remove any stubborn deposits.
- Fully rinsing and drying all parts can help prevent corrosion. Elements and minerals in tap water can accumulate on stainless steel parts and create corrosion.
- Do not use abrasive, caustic or ammonia based cleansers.
- Do not use products containing acids, alkalines, chlorine, or salt. These agents can corrode stainless steel.
- Do not use metal scrapers or cleaning pads that could scratch surfaces.

KNOB LOCK

ADD KNOB LOCK IF WARMER UNIT HAS OLDER STYLE KNOB

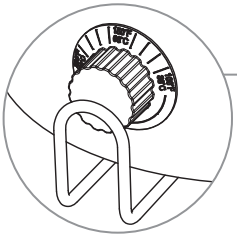

OLDER STYLE KNOB
Warmer series prior to 12L require installation of knob lock to prevent improper temperature setting.

Refer to instructions enclosed with Knob Lock Kit.

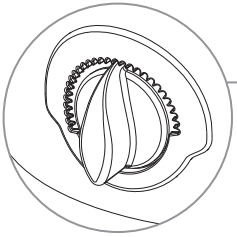

NEW STYLE KNOB
No knob lock needed.
Push knob in to lock temperature setting.

SET-UP

1 FILL WATER VESSEL BASIN

IMPORTANT: Unit must use water.

- Pour 4—6 cups (946-1420mL) of water into basin.
- Do not overfill.

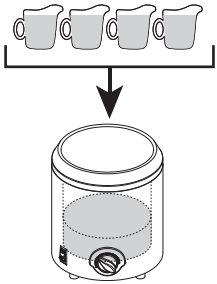

TIP: *Check water levels throughout the holding period to ensure even heating.*

Filtered water is recommended to deter corrosion.

2 INSERT BOTTLE SUPPORT

into water vessel basin.

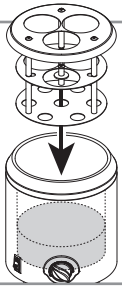

3 FILL BOTTLES

with desired product.

- Product being served must be inside squeeze bottles.

4 INSERT BOTTLES

into bottle support openings.

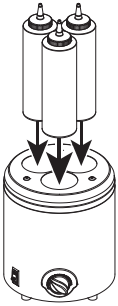

TIP: *Simplify change-outs with additional bottles.*

Order item #86809.

CAUTION:

Prevent serious burns and bottle failure.

DO NOT EXCEED 125° F (52° C).

5 REFER TO WARMER MANUAL

for complete instructions included with your original FS & FSP warmer model.

Manuals are also available at:

www.Server-Products.com

TAKE-DOWN

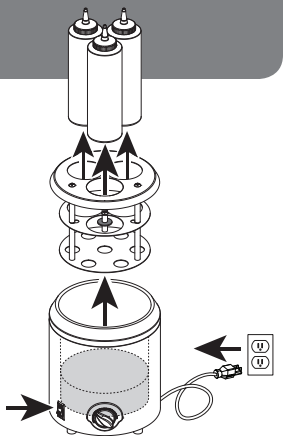

1. **PRESS SWITCH** to the "OFF" position.
2. **UNPLUG CORD**

CAUTION- HOT
Allow unit to cool or take proper care with hot surfaces.

3. **REMOVE BOTTLES**
4. **REMOVE BOTTLE SUPPORT**

5. **EMPTY WATER FROM WATER VESSEL BASIN**
after each use.
Carefully pour water down a drain.

> ***TIP:*** *Remember to* ***empty*** *the water each day rather than* ***add****—*
>
> **This will greatly extend the life of your warmer.**

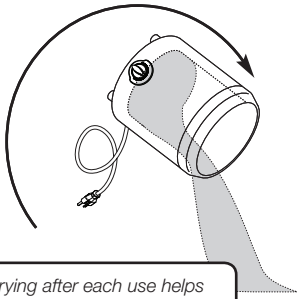

6. **DRY**
thoroughly with a soft dry cloth.

> *Proper drying after each use helps maintain the stainless steel.*

SERVER PRODUCTS LIMITED WARRANTY

2 YEAR WARRANTY

Server Products
Made in the U.S.A.

Server Products equipment is backed by a two-year limited warranty against defects in materials and workmanship.
For complete warranty information go to:

www.Server-Products.com

GENERAL SERVICE, REPAIR OR RETURNS

Before sending any item to Server Products for service, repair, or return, contact Server Products customer service to request a **Return Authorization Number.** Merchandise must be sent to Server Products with this number. Service is extremely prompt. Typically, units are repaired and ship out within 48 hours of receipt.

Merchandise being returned for credit must be in new and unused condition and not more than 90 days old and will be subject to a 20% restocking charge.

HELP or ORDERING REPLACEMENT PARTS

Server Products Inc.
3601 Pleasant Hill Road
Richfield, WI 53076 USA

262.628.5600 | 800.558.8722

SPSALES@SERVER-PRODUCTS.COM

Please be prepared with your **Model, Part** and **Series Numbers.** This information and other important data is located on the base of the unit. See cover page for individual part numbers.