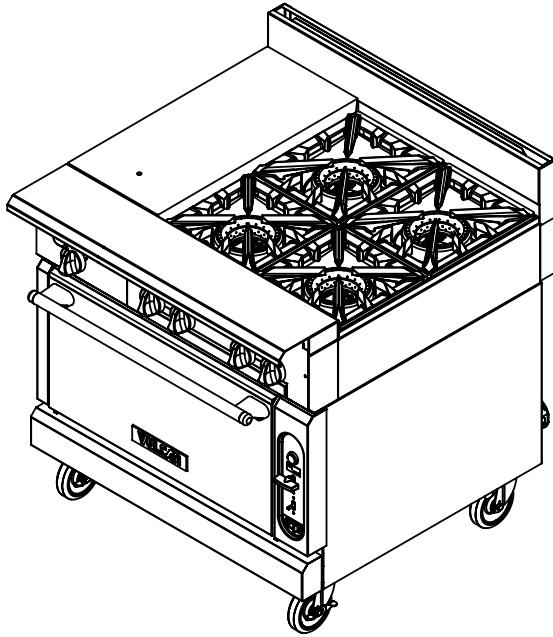


VULCAN V SERIES HEAVY DUTY RANGES**VULCAN****HEAVY DUTY GAS RANGE****4 BURNERS / 12" WIDE HOT TOP
36" WIDE GAS RANGE**

Model V4B1HC shown on a convection oven base

SPECIFICATIONS

36" wide heavy duty gas range, Vulcan model No. V4B1H (modular), V4B1HB (cabinet base), V4B1HS (standard oven base) or V4B1HC (convection oven base). Modular construction for ease of installation. Stainless steel front, front top ledge, plate ledge, sides, base, burner box, exterior bottom, stub back, and 6" adjustable legs on all "B", "S", & "C" models. Stainless steel extra deep crumb tray. Four 33,000 BTU/hr. open top burners with lift off heads. One 30,000 BTU/hr. hot top burners. Individual pilots and controls for each burner. Heavy duty cast grates and aeration bowls. Front grate: 11 1/2" x 11 1/2", rear grate: 11 1/2" x 14". Heavy duty hot top castings. Standard oven: 50,000 BTU/hr. with porcelain oven bottom, sides, and interior door panel. Convection Oven: 32,000 BTU/hr. with porcelain oven bottom, sides, and interior door panel (115v-1phase blower motor, 4 amps, 9' cord & plug). Ovens measure 27" w x 27"d x 13"h. Standard oven thermostats adjusts from 150°-550°F. Convection oven adjusts from 175°-550°F and the optional finishing oven for standard ovens adjusts from 300°-650°F. Standard oven supplied with one rack, convection oven with two. Both ovens allow for three rack positions. Oven door is heavy-duty with counter weight door hinges. 1-1/4" front manifold connection and 1-1/4" rear gas, capped.

Exterior Dimensions:

41 7/8"d x 36"w x 40 1/2"h on 6" adjustable legs



- V4B1H** 4 Burners / 12" Hot Top / Modular
- V4B1HB** 4 Burners / 12" Hot Top / Cabinet Base
- V4B1HS** 4 Burners / 12" Hot Top / Standard Oven
- V4B1HC** 4 Burners / 12" Hot Top / Convection Oven

STANDARD FEATURES

- Stainless steel front, front top ledge, burner box, sides, exterior bottom, base and stub back
- 1-1/4" diameter front gas manifold with 1-1/4" rear gas connection (*capped*)
- 33,000 BTU/hr. open top burners with lift off heads
- 30,000 BTU/hr. hot top burners (*1 each*)
- 50,000 BTU/hr. standard oven burner
- 32,000 BTU/hr. convection oven burner
- Porcelain oven cavity
- Individual pilots and controls for each burner
- Heavy-duty hot top castings
- 3/4" ground steel griddle plate
- 4" stainless steel stub riser
- 6" adjustable stainless steel legs for "S", "C", and "B" models
- Stainless steel cabinet base doors for "B" models
- Universal rack guides, one removable shelf (*cabinet base*)
- One year limited parts and labor warranty

OPTIONAL FEATURES (Factory Installed)

- 1-1/4" rear gas connection
- Cap and cover front manifold
- Stainless steel oven cavity
- 650°F oven thermostat and steel hearth. (*"S" models*)
- Fan cooling package. (*"C" models*)
- 4" adjustable flanged feet for modular models
- 6" adjustable flanged feet for "S", "C", and "B" models
- Less legs for dolly mounting for "S", "C", and "B" models
- Set of 4 casters, 6" high (*two locking*)
- 3" high toe base for curb mounting
- 3/4", 1", or 1 1/4" gas pressure regulator (*specify gas type – pack loose*)
- Common condiment type, telescoping plate rails

ACCESSORIES (Packaged & Sold Separately)

- Extra removable shelves for use with Universal rack guides (*for cabinet base*)
- Banking strip
- Common condiment type, telescoping plate rails (*starting at 24" length*)
- 10", 22", or 34" high back risers (*no shelf*)
- 22" single deck solid or flo-thru high shelf risers
- 34" double deck solid or flo-thru high shelf risers
- Dolly frames
- Flexible gas hose with quick disconnect & restraining device

VULCAN**Vulcan & Wolf Range**

a division of ITW Food Equipment Group LLC

P.O. Box 696 ■ Louisville, KY 40201 ■ Toll-free: 1-800-814-2028 ■ Local: 502-778-2791 ■ Quote & Order Fax: 1-800-444-0602

VULCAN V SERIES HEAVY DUTY RANGES



HEAVY DUTY GAS RANGE 4 BURNERS / 12" WIDE HOT TOP 36" WIDE GAS RANGE

INSTALLATION INSTRUCTIONS

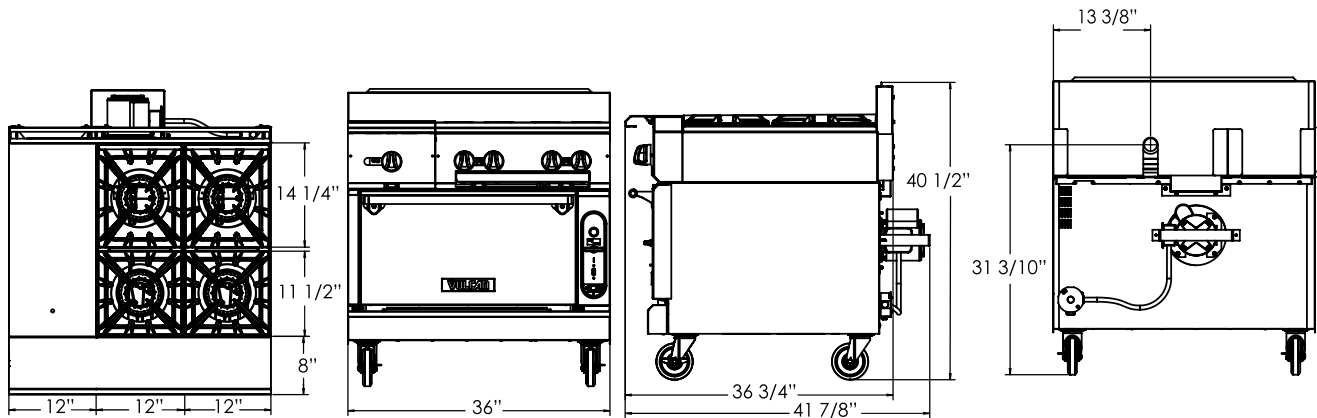
1. A properly sized gas pressure regulator suitable for battery or single unit application must be furnished and installed. Natural gas 6.0" W.C., propane gas 10 W.C.
2. An adequate ventilation system is required for commercial cooking equipment. Information may be obtained by writing to the National Fire Protection Association, 1 Batterymarch Park, Quincy, MA 02269, www.NFPA.org. When writing, refer to NFPA No. 96.
3. These units are manufactured for installation in accordance with ANSZ223.1A (latest edition), National Fuel Gas Code. Copies may be obtained from The American Gas Association, 400 N Capitol St. NW, Washington, DC 20001, www.AGA.org.

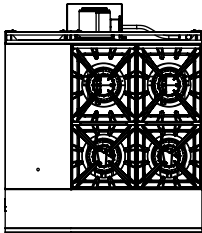
4. Clearances	Rear	Sides
Combustible	10"	10"
Non-combustible	0"	0"

5. For proper combustion, install equipment on adjustable legs or casters. On curb or platform, allow 3-1/2" front overhand. Toe base with leveling bolts are required for curb installation. Specify when ordering.
6. Cannot be battered with GH series equipment.
7. This appliance is manufactured for commercial installation only and is not intended for home use.

NOTE: In line with its policy to continually improve its product, Vulcan reserves the right to change materials and specifications without notice.

Specify type of gas when ordering. Specify altitude when above 2,000 feet.



TOP CONFIGURATION	MODEL NUMBER	DESCRIPTION	TOTAL INPUT BTU / HR	SHIPPING WEIGHT LBS / KG
	V4B1H	4-Burners / 12" Wide Hot Top / Modular	162,000	378 / 172
	V4B1HB	4-Burners / 12" Wide Hot Top / Cabinet Base	162,000	420 / 191
	V4B1HS	4-Burners / 12" Wide Hot Top / Standard Oven	212,000	586 / 266
	V4B1HC	4-Burners / 12" Wide Hot Top / Convection Oven	194,000	626 / 285



Vulcan & Wolf Range

a division of ITW Food Equipment Group LLC

P.O. Box 696 ■ Louisville, KY 40201 ■ Toll-free: 1-800-814-2028 ■ Local: 502-778-2791 ■ Quote & Order Fax: 1-800-444-0602