



Item # _____

C.S.I. Section 11420

ESB SERIES**MEDIUM DUTY ELECTRIC ELEVATED
SALAMANDER BROILERS****Model ESB36 Shown**

- ☐ **ESB36** For use with a 36" wide range.
- ☐ **ESB60** For use with a 60" wide range. Includes a EDD24 double deck high shelf with left end cap.

STANDARD FEATURES

- Stainless steel front, sides, top and backsplash.
- Two 3 KW solid sheathed heating elements, 6 KW total input.
- Elements controlled individually by separate infinite heat switches.
- Three position broiler grid measures 25"w x 13"d.
- 208 or 240 volt, 1 or 3 phase.
- One year limited parts and labor warranty.

OPTIONS

- ☐ Stainless steel finishing back.
- ☐ Second year extended limited parts and labor warranty contract.

**SPECIFICATIONS:**

Medium duty electric elevated broiler, Vulcan-Hart Model No. (ESB36) (ESB60) for use over Vulcan Model No. _____ electric range. Stainless steel front, sides, top and backsplash. Broiler grid measures 25"w x 13"d and has three locking positions. One gallon capacity drip pan located outside of the heat zone. Two solid sheathed heating elements rated at 3 KW each, 6 KW total input. Elements are controlled individually by separate infinite heat control switches. Requires 208 volt or 240 volt, 1 or 3 phase power supply.

NSF listed. U L listed. U L listed to Canadian safety standards.

VULCAN**MODEL: ESB SERIES Medium Duty Electric Elevated Salamander Broilers**



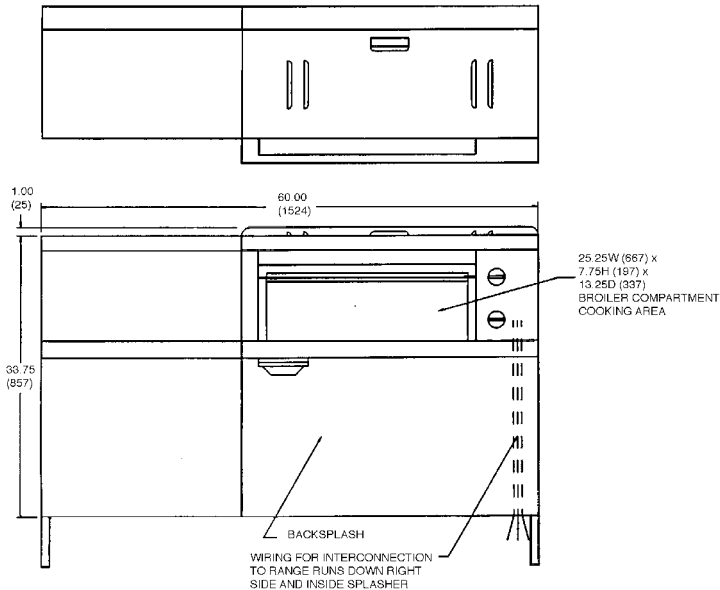
ESB SERIES

MEDIUM DUTY ELECTRIC ELEVATED SALAMANDER BROILERS

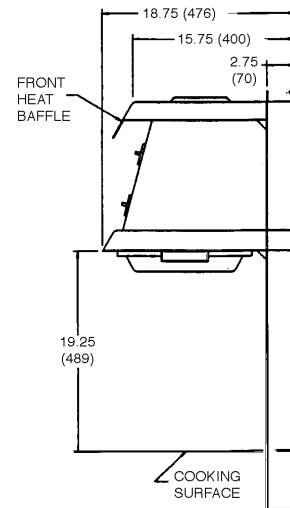
IMPORTANT

1. An adequate ventilation system is required for commercial cooking equipment. Information may be obtained by writing to the National Fire Protection Association, Batterymarch Park, Quincy, MA 02269. When writing refer to NFPA No. 96.
2. All models require an 8" clearance at both sides and a 2" clearance in the rear adjacent to combustible and non-combustible construction.
3. This appliance is manufactured for commercial installation only and is not intended for home use.

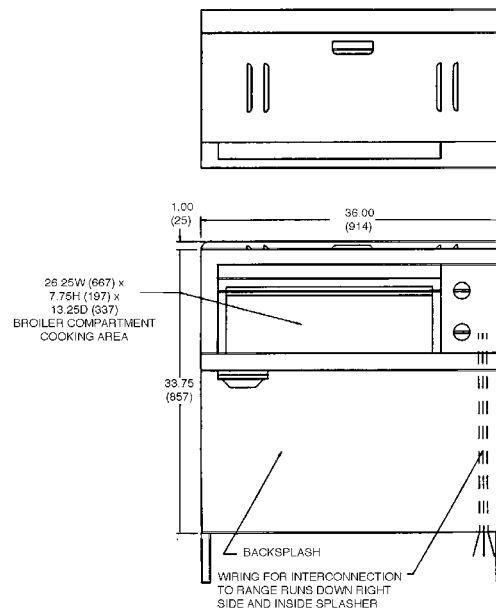
Model ESB60



ESB Side View



Model ESB36



Model	KW with Broiler				Amps with Broiler							
					208V				240V			
	X-Y	Y-Z	Z-X	1 ph	X-Y	Y-Z	Z-X	1ph	X-Y	Y-Z	Z-X	1ph
E36L	7	8	8	23.0	62.5	62.5	66.6	110.6	54.1	54.1	57.7	95.8
E366SL	7	7.4	8	22.4	62.5	60.0	64.1	107.7	54.1	52.0	55.6	93.3
E36FL	7	6.8	8	21.8	62.5	57.5	61.6	104.8	54.1	49.8	53.4	90.8
E36XL	6.4	6.8	8	21.2	60.0	55.0	61.6	101.9	57.0	47.6	53.4	88.3
E60L	12	12	12	36	99.9	99.9	99.9	173.1	86.6	86.6	86.6	150
E60SL	12	11.4	12	35.8	99.9	97.4	97.4	170.2	86.6	84.4	84.4	147.5
E60FL	12	11.4	11.4	34.8	97.4	97.4	94.9	167.3	84.4	84.4	82.3	145
E60XL	12	10.8	11.4	34.2	97.4	94.9	92.4	164.4	84.4	82.3	80.1	142.5

NOTE: In line with its policy to continually improve its products, Vulcan-Hart Company reserves the right to change materials and specifications without notice.

VULCAN-HART COMPANY, P.O. BOX 696, LOUISVILLE, KY 40201, TEL. 1-800-814-2028