



Outperform every day.™

Project:

Item Number:

Quantity:

Modular Drop-in: Soup Well

The Vollrath Company, L.L.C.

MODULAR DROP-IN: SOUP WELL



Modular Drop-In: Soup Well

DESCRIPTION

The modular drop-in is designed for top-mount installation and does not require hard-wiring. A flat flange with gasket ensures firm fit against the countertop.

Stainless steel drain nipple is welded to the interior well to ensure long service life.

Stainless steel wells are designed to hold appropriate size vegetable insets and allow sufficient water capacity to ensure maximum moist heat operation.

MODEL

36462	7¼ Qt. Infinite Control (US/Canada)
36463	7¼ Qt. Infinite Control (US/Canada)
36464	11 Qt. Infinite Control (US/Canada)
36465	11 Qt. Infinite Control (US/Canada)
3646210	7¼ Qt. Thermostatic Control (US/Canada)
3646310	7¼ Qt. Thermostatic Control (US/Canada)
3646410	11 Qt. Thermostatic Control (US/Canada)
3646510	11 Qt. Thermostatic Control (US/Canada)

FEATURES

- Top is 22-gauge 18-8 stainless steel, Type 304
- Exterior housing is 22-gauge stainless steel
- Deep-drawn well is 22-gauge, 18-8 stainless steel
- Molded breaker gasket fitted under drip-edge
- Flat work surface around opening
- Standard drain is ¾" (1.9 cm) stainless steel fitting welded to pan with ball valve shutoff below exterior housing
- Drop-in supplied with stainless steel control panel
- 720W elements for efficient low cost operation
- Unit comes with cord and plug and does not require hard-wiring installation
- 6-foot (183 cm) power cord
- Full one-year parts and labor warranty

Agency Listings



Due to continued product improvement, please consult www.vollrath.com for current product specifications.

WARRANTY: All models shown come with Vollrath's standard warranty against defects in materials and workmanship. For full warranty details, please refer to www.Vollrath.com.

Approvals

Date



Outperform every day.™

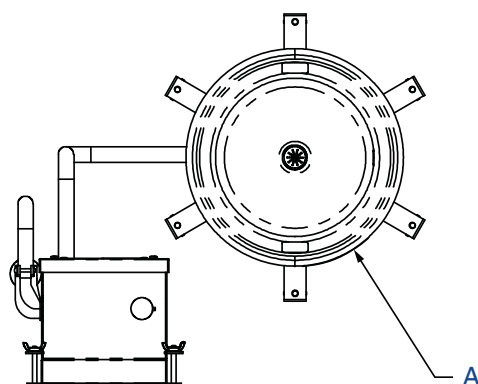
www.vollrath.com

The Vollrath Company, L.L.C.
1236 North 18th Street
Sheboygan, WI 53081-3201 U.S.A.
Customer Service: 800.628.0830
Canada Customer Service: 800.695.8560
Main Fax: 800.752.5620 or 920.459.6573

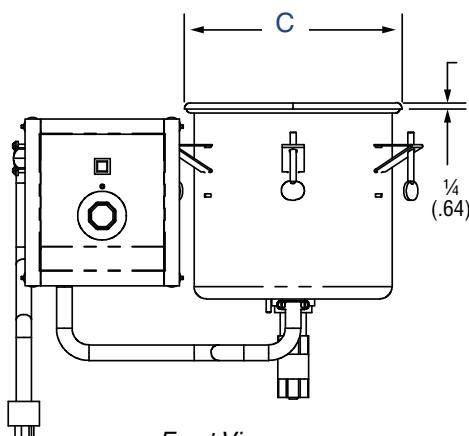
Technical Services: 800.628.0832
Technical Services Fax: 920.459.5462

MODULAR DROP-IN: SOUP WELL

DIMENSIONS (Shown in inches (cm))

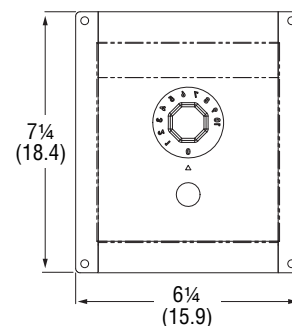


Top View

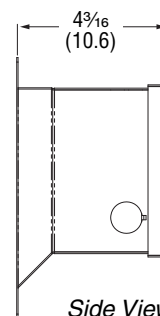


Front View

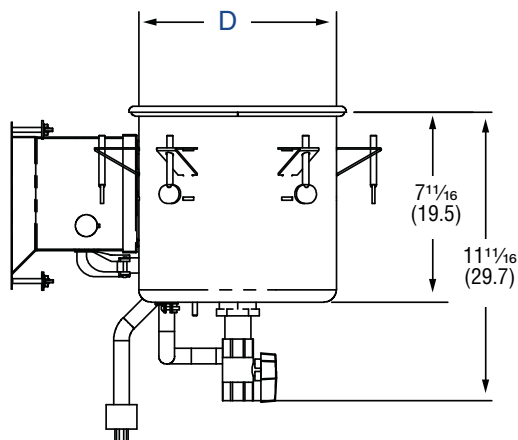
Control Panel



Front View

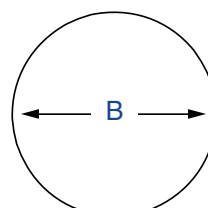


Side View

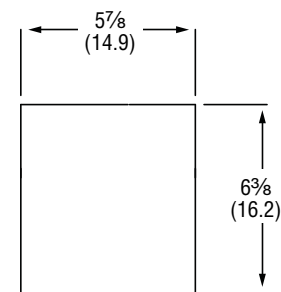


Side View

Cutouts



Well

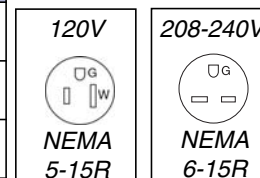


Control

SPECIFICATIONS

Model	Control	Capacity QT (L)	(A) Over Flange Diameter	(B) Cutout Diameter	(C) Outside Diameter	(D) Well Outer Diameter	Voltage	Watts	Amps	Plug
36462 3646210	Infinite	7 1/4 (6.9)	10 3/16 (28.4)	10 9/16 (26.8)	11 3/16 (28.4)	10 5/16 (26.2)	120V	720	6	NEMA 5-15P
36463 3646310	Infinite	7 1/4 (6.9)	10 3/16 (28.4)	10 9/16 (26.8)	11 3/16 (28.4)	10 5/16 (26.2)	208 - 240V	720-960	3.5 - 4	NEMA 6-15P
36464 3646410	Thermostatic	11 (10.5)	12 13/16 (32.5)	12 1/4 (31.1)	12 13/16 (32.5)	12 (30.5)	120V	720	6	NEMA 5-15P
36465 3646510	Thermostatic	11 (10.5)	12 13/16 (32.5)	12 1/4 (31.1)	12 13/16 (32.5)	12 (30.5)	208 - 240V	720-960	3.5 - 4	NEMA 6-15P

Receptacle



Outperform every day.™

www.vollrath.com

The Vollrath Company, L.L.C.
1236 North 18th Street
Sheboygan, WI 53081-3201 U.S.A.
Customer Service: 800.628.0830
Canada Customer Service: 800.695.8560
Main Fax: 800.752.5620 or 920.459.6573

Technical Services: 800.628.0832
Technical Services Fax: 920.459.5462