

SERVER

• E S S E N T I A L S •

Inset Pumps Stainless Steel Pumps

SPECIFICATION SHEET

FAST FACTS

Stainless steel pumps for 2 1/2, 4, 7 and 11 qt insets that dispense 1 oz max portions can be reduced by 1/8 oz increments while 2 oz pumps include 1/2 and 1/4 oz reduction gauging collars

APPLICATIONS

- For heated, ambient or chilled condiments, dressings, savory sauces and dessert toppings

DETAILS

- Top entrees with condiments, sauces and gravies straight from vegetable insets
- Precise portions control food costs and ensure flavor consistency
- NSF listed, clean-in-place certified or disassemble for cleaning
- Pump knobs can be colored or engraved for easy identification
- CP-8 1/2 L includes a screw to hold lid to vegetable inset



CP-8 1/2 L
83910



CP-5
83920




CP-8 1/2
83220



CP-8 1/2 2 oz
87620

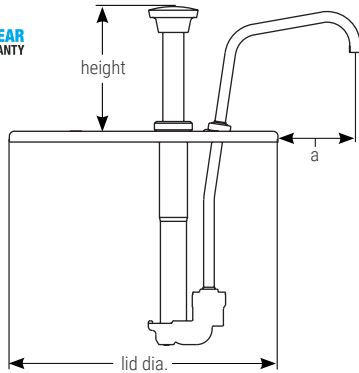


Purposefully made to last.

SEE TABLE FOR APPLICABLE TRAITS BY MODEL		
DISPENSES KEY		THIN fountain syrups • oils • hot sauce
		THICK ketchup • mustard • mayo • bbq
		THICKER tartar sauce • crafted sauces
APP KEY		AMBIENT
		COLD
		HOT




































STAINLESS STEEL INSET PUMP MODELS: CP-5, CP-6 1/2, CP-8 1/2 & CP-10 1/2

Server stainless steel inset pump models dispense directly from vegetable insets (sold separately): models available for 2 1/2 qt, 4 qt, 7 qt and 11 qt insets. CP-8 1/2 L (83910) includes screw to lock lid to inset. Pumps dispense 1 oz max portion; adjustable in 1/8 oz increments. 2 oz pumps have a max 2 oz portion and include 1/2 oz and 1/4 oz reduction gauging collars. NSF listed, clean-in-place certified. BPA-Free. Two-year warranty.



model	cutout diameter
CP-5	5"
CP-6 1/2	6 1/2"
CP-8 1/2	8 1/2"
CP-10 1/2	10 1/2"



order amt	dispenses	model/item	application	capacity	lid dia.	height	dim a	full portion	weight
<input type="checkbox"/>	 	CP-5 83920	  	2 1/2 qt	5 5/8"	4 3/8"	3 5/8"	1 oz	3 lb
<input type="checkbox"/>	 	CP-6 1/2 83200	  	4 qt	7 1/2"	4 3/8"	2 11/16"	1 oz	3 lb
<input type="checkbox"/>	 	CP-8 1/2 83220	  	7 qt	9 1/2"	4 3/8"	2 3/4"	1 oz	3 lb
<input type="checkbox"/>	 	CP-8 1/2 L 83910	  						
<input type="checkbox"/>	 	CP-8 1/2 2 oz 87620	  	11 qt	11 5/16"	6 1/8"	2 3/4"	2 oz	4 lb
<input type="checkbox"/>	 	CP-10 1/2 83240	  						
<input type="checkbox"/>	 	CP-10 1/2 2 oz 87680	  			6 1/8"		2 oz	

RELATED PRODUCTS

COLORED, ENGRAVED KNOBS

Interchangeable engraved and colored knobs help staff and patrons identify contents, coordinate with store themes or promote branded products. Specify color and text at time of order – exact shade may vary.



GET OUT ALL THE GOOD WITH STAINLESS STEEL INSET PUMPS
SERVER-PRODUCTS.COM | 800.558.8722 | 262.628.5600