

# CREATE A CUSTOM BAR OR RAIL COMPONENT SELECTION GUIDE

Bars and Rails provide a convenient serving area for multiple foods in a compact footprint. Choose components to pump or ladle chilled or ambient foods from a countertop or drop-in application.

Slim components allow you to present two more flavors (6 flavors in a 4-jar base) without taking up any additional counter space. To retrofit existing fountain jar pumps, simply purchase a new slim pump lid and slim fountain jar; found in this guide.



## HOW MANY FLAVORS?

## JARS NEEDED

Flavor = Jar	(1) Full-Size	(2) Full-Size or (3) Slim	(3) Full-Size	(4) Full-Size or (6) Slim	___ Full-Size ___ Slim
Base with stainless steel housing has a brushed finish to reduce the visibility of fingerprints.					<b>BASE CHOICE</b>
Countertop Non-Insulated	SR-1 84090	SR-2 82570	SR-3 82600	SR-4 82550	
Countertop Insulated	N/A	SB-2 80160	SB-3 83760	SB-4 83600	
Drop-In* Insulated	N/A	SB-2DI 80150	SB-3DI 83830	SB-4DI 83620	
Counter Cutout (DI)	N/A	11x8 <sup>7</sup> / <sub>8</sub> " 28x22.5cm	15 <sup>5</sup> / <sub>8</sub> x8 <sup>7</sup> / <sub>8</sub> " 39.7x22.5cm	20 <sup>1</sup> / <sub>4</sub> x8 <sup>7</sup> / <sub>8</sub> " 51.4x22.5cm	
Base Width	5 1/2" 14 cm	10 7/8" 27.6 cm	15 1/2" 39.4 cm	20 1/8" 51.1 cm	
Base Depth	8" 20.3 cm	8 <sup>3</sup> / <sub>16</sub> " 22.4 cm	8 <sup>13</sup> / <sub>16</sub> " 22.4 cm	8 <sup>3</sup> / <sub>16</sub> " 22.4 cm	



\*Drop-In bases require a deep jar, when pumping.

## SELECTING FOUNTAIN JARS

Use Jars Needed from above as a reference and choose your volume served. Note jar size (deep or shallow) for pump or ladle selection.

	Deep Jar	Shallow Jar	Counter Cutout	JAR & DEPTH
Full-Size	3 1/2 qt (3.3 L) 82557 - white 83149 - black 83156 - orange	2 qt (1.9 L) 82558 - white 83147 - black 83148 - orange	4 5/16" x 7" 11 x 17.8 cm	
Slim	2 qt (1.9 L) 83182 - white 83159 - black 83162 - orange	1 1/2 qt (1.4 L) 83181 - white 83157 - black 83158 - orange	2 13/16" x 7" 7.1 x 17.8 cm	
Full-Size—HoldCold™	2 1/4 qt (2.1 L) (deep only) 82632 (black) 82633 (white)		4 3/16" x 7" 10.6 x 17.8 cm	

Server fountain jars are made of high-impact polypropylene - **New** black & orange options. HoldCold™ style jars can maintain product temperature for up to (12) hours.

For additional jar specifications, see page 4.



**NEW** jar colors:  
black & orange

## CHOOSING PUMPS FOR YOUR JARS

The width (full-size or Slim) and size (deep or shallow) of your jars will reveal pump models that fit. For a successful pump choice, be sure to use the Food Key (below) to determine the food type being dispensed.


Server Products stainless steel pumps are constructed with a cast valve body featuring captured balls to prevent loss. Portion size (noted below) reduces in 1/8-ounce (3.7 mL) increments with supplied gauging collars. Pump knob can be colored and engraved to label contents; black is standard. For complete pump specs, see the pump only sheet. Select plastic Solution™ style pumps from sheet 02061.

### CHOOSE PUMPS FOR THESE JARS (taken from selections made)

___ Full-Size	___ Slim
___ Deep ___ Shallow	___ Deep ___ Shallow










### WHAT DO YOU DISPENSE?

 **THIN** • fountain syrups • liqueur • hot or soy sauce

 **THICK** • ketchup • mustard • mayo • bbq sauce

 **PARTICULATES** • tartar sauce • Thousand Island

## FULL-SIZE FOUNTAIN JAR PUMPS

Base Style	Jar Used	Food Key	Full Portion	Model Complete	QUANTITY
Countertop	Shallow		1 oz 30 mL	CP-200 83300	
Countertop	Shallow		1 oz 30 mL	FP-200V 82130	
Countertop	Deep		1 1/4 oz 37 mL	CP-F 83330	
Countertop	Deep		1 1/4 oz 37 mL	FP-V 82120	
Drop-In	Deep		1 1/4 oz 37 mL	FPV-DI 82520	
Countertop	Shallow		2 oz 60 mL	CP-200 2 OZ 87610	
Countertop	Shallow		2 oz 60 mL	FP-200V 2 OZ 87670	
Countertop	Deep		2 oz 60 mL	CP-F 2 OZ 87660	
Countertop	Deep		2 oz 60 mL	FP-V 2 OZ 87650	

Countertop Base Shallow Jar

Drop-In Base Deep Jar








**NEW 2 oz pumps available**



## SLIM FOUNTAIN JAR PUMPS

To convert your existing bar, purchase the Lid (only) for the slim pump model that matches your existing pump (plus a slim jar).

Base Style	Jar Used	Food Key	Full Portion	Model Complete Lid (only)	QUANTITY
Countertop	Shallow 83181		1 oz 30 mL	CP-200 Slim 85330 83196	
Countertop	Shallow 83181		1 oz 30 mL	FP-200V Slim 85310 83188	
Countertop	Deep 83182		1 1/4 oz 37 mL	CP-F Slim 85340 83195	
Countertop	Deep 83182		1 1/4 oz 37 mL	FP-V Slim 85300 83187	
Drop-In	Deep 83182		1 1/4 oz 37 mL	FPV-DI Slim 85380 83194	



# CREATE A CUSTOM BAR OR RAIL COMPONENT SELECTION GUIDE

## CHOOSING A LID STYLE

Jar Used	Full-Size Plastic Jar	Slim Plastic Jar	HoldCold™ Style Jar	LIDS NEEDED
				___ Full-Size ___ Slim
Lid Styles				LID CHOICE
Clear Plastic	Hinged 80310	Hinged 83214	N/A	
Stainless Steel	Lift Off 82559	Lift Off 83189	Lift Off 82559	
Stainless Steel	Hinged 82545	Hinged 83184	N/A	
Stainless Steel Lid/Ladle	Lift Off with Ladle 82595	N/A	N/A	



## TOPPING STATION ACCESSORIES

Jar Used	Full-Size Plastic Jar	Slim Plastic Jar	HoldCold™ Style Jar	ACCESSORY CHOICE
Ladle — Deep Jar	82561	82976	82561	
Ladle — Shallow Jar	82562	82977	N/A	
Lid Lock — for a Pump	80443	86316	80443	
Eutectic Ice Pack	94141	use (1) per full-size jar		

Ladles are stainless steel with a 1 ounce (30 mL) capacity.  
Lid Lock (stainless steel) is used to secure pump lid to fountain jar.  
Eutectic Ice Pack is gel-filled to keep contents cool without ice.  
For additional specifications, see page 4.



## NSF LISTED — ALL ITEMS IN GUIDE

An NSF Listing certifies that NSF reviewed the product and determined that it has complied, and continues to comply, with the relevant food safety standards.

## TWO YEAR WARRANTY

Server Products equipment is backed by a two-year limited warranty against defects in materials and workmanship. For our complete warranty statement, please see our website.

# CREATE A CUSTOM BAR OR RAIL COMPONENT SELECTION GUIDE

## FOUNTAIN JAR SPECIFICATIONS

	Height (Below Counter)	Width	Depth	Capacity
82557 White	9 1/8" 23.2 cm	4 1/8" 10.5 cm	6 7/8" 17.5 cm	3 1/2 qt 3.3 L
82558 White	6 5/8" 16.8 cm	4 1/8" 10.5 cm	6 7/8" 17.5 cm	2 qt 1.9 L
83147 Black & 83148 Orange	6 5/8" 16.8 cm	4 1/8" 10.5 cm	6 7/8" 17.5 cm	2 qt 1.9 L
83149 Black & 83156 Orange	9 1/8" 23.2 cm	4 1/8" 10.5 cm	6 7/8" 17.5 cm	3 1/2 qt 3.3 L
83157 Black & 83158 Orange	6 5/8" 16.8 cm	2 5/8" 6.7 cm	6 7/8" 17.5 cm	1 1/2 qt 1.4 L
83159 Black & 83162 Orange	9 1/8" 23.2 cm	2 5/8" 6.7 cm	6 7/8" 17.5 cm	2 qt 1.9 L
83182 White	9 1/8" 23.2 cm	2 5/8" 6.7 cm	6 7/8" 17.5 cm	2 qt 1.9 L
83181 White	6 5/8" 16.8 cm	2 5/8" 6.7 cm	6 7/8" 17.5 cm	1 1/2 qt 1.4 L
82632 Black & 82633 White	9 5/8" 24.4 cm	4 1/8" 10.5 cm	6 7/8" 17.5 cm	2 1/4 qt 2.1 L

Plastic fountain jars are made of high-impact polypropylene. Design features include molded feet to prevent tipping, a notch for the ladle handle to protrude while the lid is completely closed, rear tab holes for stainless steel hinged lids to attach to the jar and side slots for securing clear hinged style lids.



## ACCESSORY SPECIFICATIONS

Ladles	82561	82562	82976	82977
Length	10" 25.4 cm	7" 17.8 cm	10" 25.4 cm	7" 17.8 cm

Ladles are stainless steel with a 1 ounce (30 mL) capacity. Bowl shape for full-size jars is round; 2/3-width jars is rectangular.

Eutectic Ice Pack	Height	Width	Depth
94141	6" 15.2 cm	4" 10.2 cm	1" 2.5 cm

Constructed of a high-density polyethylene shell and gel-filled to keep contents cool without the inconvenience of ice cooling.

