



Project \_\_\_\_\_  
 Item # \_\_\_\_\_  
 Quantity \_\_\_\_\_

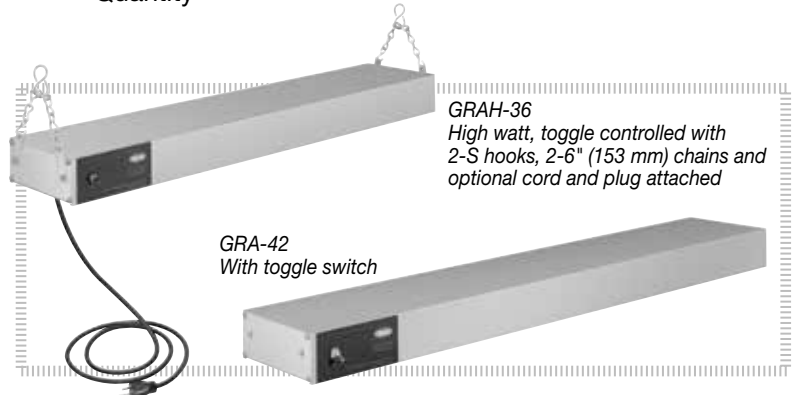
## Glo-Ray® Aluminum Infrared Strip Heaters

Models: GRA-18, -24, -30, -36, -42, -48, -54, -60, -66, -72, -84, -96, -108, -120, -132, -144  
 GRAH-18, -24, -30, -36, -42, -48, -54, -60, -66, -72, -84, -96, -108, -120, -132, -144

Safely hold the temperature of your product without drying out or further cooking food with Hatco's Glo-Ray® Infrared Aluminum Strip Heaters. The end result is hot, fresh food that's ready-to-serve. The continuous aluminum housing and heavy-duty mountings ensure the durability and quality of Hatco products.

### Standard features

- Prefocused heat pattern covers the entire holding surface
- Consistent holding temperatures with no "cold spots"
- Sturdy extruded aluminum housings that do not sag, in widths from 18" to 144" (457 to 3658 mm)
- Standard and high watt models available
- Reflector does not blacken, maintaining a consistent heat pattern
- Protective wire guards under heating element
- Insulation minimizes heat loss
- Factory assembled with mounting tabs, ready to install quickly and easily
- All units single phase only
- Additional reflector styles and lower wattage elements also available, please consult factory for more information



### Options (available at time of purchase only)

- 6" (152 mm) housing - Designer Color or Gloss Finish† (clear anodized standard)
  - Warm Red  Black  Gray Granite  White Granite
  - Navy Blue  Hunter Green  Antique Copper  Radiant Red
  - Glossy Gray  Bold Black  Gleaming Gold  Brilliant Blue
- Indicator Light (not available as Built-In with Tandem Element option)
- Power Leads - Extended beyond standard 3' (914 mm), conduit on 120V, 208V, 240V models only (must specify lead length)
  - 1'-5' (305-1525 mm)  6'-10' (1829-3048 mm)
  - 11'-15' (3352-4572 mm)  16'-20' (4877-6096 mm)
- Sneeze Guard
  - 9.375" (238 mm) - One side  9.375" (238 mm) - Two sides
  - 14" (356 mm) - One side  14" (356 mm) - Two sides
- No Control
- Infinite Control (remote enclosure recommended), consult factory if element rating exceeds 12.2 amps
  - Built-in (max. of 12.2 amps) (remote installation recommended)
  - Remote Infinite Switch (max. 12.2 amps)
- Remote Control Enclosure - Designer Color or Gloss Finish† (clear anodized standard)
  - Warm Red  Black  Gray Granite  White Granite
  - Navy Blue  Hunter Green  Antique Copper  Radiant Red
  - Glossy Gray  Bold Black  Gleaming Gold  Brilliant Blue
- Adjustable Tubular Stands 10"-14" (254-356 mm) - Permanent, for hardwired installation
  - 10" (254 mm)  12" (305 mm)  14" (356 mm)  16" (406 mm)
- Non-Adjustable Tubular Stands - match housing color (choose clearance below)
  - 10" (254 mm)  12" (305 mm)  14" (356 mm)  16" (406 mm)
- C-Leg Stands - Portable, for cord & plug installation
  - Standard Watt - 10" (254) clearance - for models up to 72" (1829 mm) wide
  - High Watt - 13.5" (343 mm) clearance - for models up to 72" (1829 mm) wide
- T-Leg Stands - for models up to 72" (1829 mm) wide, specify clearance - Portable, for cord & plug installation
  - 10" (254 mm) (Standard Watt)  13.5" (343 mm)  16" (406 mm)  18" (457 mm)
- Attached 6' (1829 mm) Cord & Plug Set on 120V models up to 72" (1829 mm) wide requires Standard Chain Mount Kit (two S hooks with two 6" (153 mm) lengths of chain), or add optional C-leg stands, or T-leg stands (see specific model for plug configuration)
- Two S hooks with two 6" (153 mm) lengths of chain - Stationary, for cord & plug installation
- Attached 6' (1829 mm) Cord & Plug Set on Export models up to 96" (2438 mm) wide

### Accessories

- Adjustable Angle Brackets (with clearance above unit)
  - 1"-2" (25-51 mm)  7" (178 mm) - GRA models only
- Chain Suspension

†Non-standard colors are non-returnable

**For operation, location and safety information, please refer to the Installation & Operating Manual.**



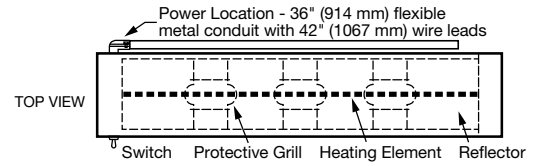
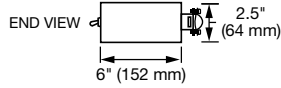
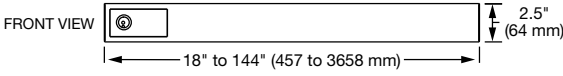
**HATCO CORPORATION** | P.O. Box 340500 Milwaukee, WI 53234-0500 U.S.A.  
 (800) 558-0607 | (414) 671-6350 | www.hatcocorp.com | support@hatcocorp.com



# Glo-Ray® Aluminum Infrared Strip Heaters

Models: GRA-18, -24, -30, -36, -42, -48, -54, -60, -66, -72, -84, -96, -108, -120, -132, -144  
 GRAH-18, -24, -30, -36, -42, -48, -54, -60, -66, -72, -84, -96, -108, -120, -132, -144

## GRA and GRAH



## SPECIFICATIONS

### Glo-Ray® Aluminum Infrared Strip Heaters

Phase: All Single Phase

Amps: Amps on all models can vary based on configuration – please consult factory.

The shaded areas contain electrical information for International models

Standard Watt					High Watt					Both Models		
Model	Volts	Watt	Amps	Ship Weight <sup>◇</sup>	Model	Volts	Watt	Amps	Ship Weight <sup>◇</sup>	Plug (Optional)	Width x Depth x Height	
GRA-18	120	250	2.1	7 lbs. (4 kg.)	GRAH-18	120	350	2.9	7 lbs. (4 kg.)	NEMA 5-15P	18" x 6" x 2.5" (457 x 153 x 64 mm)	
	208		1.2			1.7		-				
	240		1.0			1.5		-				
	-	-	-			-	100	350		3.5		-
	200	231	1.2			200	324	1.6		CEE 7-7		
	220	250	1.1			220	350	1.6		Schuko BS-1363		
	240		1.0			240		1.5		-		
	220-230 (CE)*	250-273	1.1-1.2			220-230 (CE)*	350-383	1.6-1.7		-		
230-240 (CE)*	230-250	1.0-1.0	230-240 (CE)*	321-350	1.4-1.5	-						
GRA-24	120	350	2.9	7 lbs. (4 kg.)	GRAH-24	120	500	4.2	8 lbs. (4 kg.)	NEMA 5-15P	24" x 6" x 2.5" (610 x 153 x 64 mm)	
	208		1.7			2.4		-				
	240		1.5			2.1		-				
	-	-	-			-	100	500		5.0		-
	200	324	1.6			200	462	2.3		CEE 7-7		
	220	350	1.6			220	500	2.3		Schuko BS-1363		
	240		1.5			240		2.3		-		
	220-230 (CE)*	350-383	1.6-1.7			220-230 (CE)*	500-547	2.3-2.4		-		
230-240 (CE)*	321-350	1.4-1.5	230-240 (CE)*	459-500	2.0-2.1	-						
GRA-30	120	450	3.8	8 lbs. (4 kg.)	GRAH-30	120	660	5.5	8 lbs. (4 kg.)	NEMA 5-15P	30" x 6" x 2.5" (762 x 153 x 64 mm)	
	208		2.2			3.2		-				
	240		1.9			2.8		-				
	-	-	-			-	100	660		6.6		-
	200	416	2.1			200	610	3.1		CEE 7-7		
	220	450	2.1			220	660	3.0		Schuko BS-1363		
	240		1.9			240		2.8		-		
	220-230 (CE)*	450-492	2.1-2.2			220-230 (CE)*	660-721	3.0-3.1		-		
230-240 (CE)*	413-450	1.8-1.9	230-240 (CE)*	606-660	2.6-2.8	-						
GRA-36	120	575	4.8	9 lbs. (5 kg.)	GRAH-36	120	800	6.7	9 lbs. (5 kg.)	NEMA 5-15P	36" x 6" x 2.5" (914 x 153 x 64 mm)	
	208		2.8			3.8		-				
	240		2.4			3.3		-				
	-	-	-			-	100	800		8.0		-
	200	532	2.7			200	740	3.7		CEE 7-7		
	220	575	2.6			220	800	3.6		Schuko BS-1363		
	240		2.4			240		3.3		-		
	220-230 (CE)*	575-629	2.6-2.7			220-230 (CE)*	800-874	3.6-3.8		-		
230-240 (CE)*	528-575	2.3-2.4	230-240 (CE)*	735-800	3.2-3.3	-						
GRA-42	120	675	5.6	10 lbs. (5 kg.)	GRAH-42	120	950	7.9	11 lbs. (5 kg.)	NEMA 5-15P	42" x 6" x 2.5" (1067 x 153 x 64 mm)	
	208		3.2			4.6		-				
	240		2.8			4.0		-				
	-	-	-			-	100	950		9.5		-
	200	624	3.1			200	878	4.4		CEE 7-7		
	220	675	3.1			220	950	4.3		Schuko BS-1363		
	240		2.8			240		4.0		-		
	220-230 (CE)*	675-738	3.1-3.2			220-230 (CE)*	950-1038	4.3-4.5		-		
230-240 (CE)*	620-675	2.7-2.8	230-240 (CE)*	873-950	3.8-4.0	-						
GRA-48	120	800	6.7	11 lbs. (5 kg.)	GRAH-48	120	1100	9.2	11 lbs. (5 kg.)	NEMA 5-15P	48" x 6" x 2.5" (1219 x 153 x 64 mm)	
	208		3.8			5.3		-				
	240		3.3			4.6		-				
	-	-	-			-	100	1100		11.0		-
	200	740	3.7			200	1017	5.1		CEE 7-7		
	220	800	3.6			220	1100	5.0		Schuko BS-1363		
	240		3.3			240		4.6		-		
	220-230 (CE)*	800-874	3.6-3.8			220-230 (CE)*	1100-1202	5.0-5.2		-		
230-240 (CE)*	735-800	3.2-3.3	230-240 (CE)*	1010-1100	4.4-4.6	-						

◇ Shipping weight includes packaging and does not include RMB.

\* CE approved units for 220-230V utilize a 220V heating system; 230-240V CE units utilize a 240V heating system.

HATCO CORPORATION

(800) 558-0607 | (414) 671-6350

P.O. Box 340500 Milwaukee, WI 53234-0500 U.S.A.

www.hatcocorp.com | support@hatcocorp.com



# Glo-Ray® Aluminum Infrared Strip Heaters

Models: GRA-18, -24, -30, -36, -42, -48, -54, -60, -66, -72, -84, -96, -108, -120, -132, -144  
 GRAH-18, -24, -30, -36, -42, -48, -54, -60, -66, -72, -84, -96, -108, -120, -132, -144

## SPECIFICATIONS

### Glo-Ray® Aluminum Infrared Strip Heaters

**Phase:** All Single Phase

**Amps:** Amps on all models can vary based on configuration – please consult factory.

The shaded areas contain electrical information for International models

Standard Watt					High Watt					Both Models	
Model	Volts	Watt	Amps	Ship Weight <sup>⚡</sup>	Model	Volts	Watt	Amps	Ship Weight <sup>⚡</sup>	Plug (Optional)	Width x Depth x Height
GRA-54	120	925	7.7	13 lbs. (6 kg.)	GRAH-54	120	1250	10.4	13 lbs. (6 kg.)	NEMA 5-15P	54" x 6" x 2.5" (1372 x 153 x 64 mm)
	208		4.4			208		6.0		-	
	240		3.9			240		5.2		-	
	200	855	4.3			200	1156	5.8		CEE 7-7	
	220	4.2	220			5.7	Schuko BS-1363				
	240	925	3.9			240	1250	5.2		-	
	220-230 (CE) <sup>⚡</sup>	925-1011	4.2-4.4			220-230 (CE) <sup>⚡</sup>	1250-1366	5.7-5.9		-	
	230-240 (CE) <sup>⚡</sup>	850-925	3.7-3.9			230-240 (CE) <sup>⚡</sup>	1148-1250	5.0-5.2		-	
GRA-60	120	1050	8.8	14 lbs. (7 kg.)	GRAH-60	120	1400	11.7	14 lbs. (7 kg.)	NEMA 5-15P	60" x 6" x 2.5" (1524 x 153 x 64 mm)
	208		5.0			208		6.7		-	
	240		4.4			240		5.8		-	
	200	971	4.9			200	1295	6.5		CEE 7-7	
	220	4.8	220			6.4	Schuko BS-1363				
	240	1050	4.4			240	1400	5.8		-	
	220-230 (CE) <sup>⚡</sup>	1050-1148	4.8-5.0			220-230 (CE) <sup>⚡</sup>	1400-1530	6.4-6.7		-	
	230-240 (CE) <sup>⚡</sup>	964-1050	4.2-4.4			230-240 (CE) <sup>⚡</sup>	1286-1400	5.6-5.8		-	
GRA-66	120	1160	9.7	16 lbs. (8 kg.)	GRAH-66	120 <sup>♣</sup>	1560	13.0	16 lbs. (8 kg.)	NEMA 5-15P <sup>➤</sup>	66" x 6" x 2.5" (1676 x 153 x 64 mm)
	208		5.6			208		7.5		-	
	240		4.8			240		6.5		-	
	200	1073	5.4			200	1442	7.2		CEE 7-7	
	220	5.3	220			7.1	Schuko BS-1363				
	240	1160	4.8			240	1560	6.5		-	
	220-230 (CE) <sup>⚡</sup>	1160-1268	5.3-5.5			220-230 (CE) <sup>⚡</sup>	1560-1705	7.1-7.4		-	
	230-240 (CE) <sup>⚡</sup>	1066-1160	4.6-4.8			230-240 (CE) <sup>⚡</sup>	1433-1560	6.2-6.5		-	
GRA-72	120	1275	10.6	17 lbs. (8 kg.)	GRAH-72	120 <sup>♣</sup>	1725	14.4	17 lbs. (8 kg.)	NEMA 5-15P <sup>➤</sup>	72" x 6" x 2.5" (1829 x 153 x 64 mm)
	208		6.1			208		8.3		-	
	240		5.3			240		7.2		-	
	200	1179	5.9			200	1595	8.0		CEE 7-7	
	220	5.8	220			7.8	Schuko BS-1363				
	240	1275	5.3			240	1725	7.2		-	
	220-230 (CE) <sup>⚡</sup>	1275-1394	5.8-6.1			220-230 (CE) <sup>⚡</sup>	1725-1885	7.8-8.2		-	
	230-240 (CE) <sup>⚡</sup>	1171-1275	5.1-5.3			230-240 (CE) <sup>⚡</sup>	1584-1725	6.9-7.2		-	
GRA-84	120 <sup>♣</sup>	1500	12.5	19 lbs. (9 kg.)	GRAH-84	120 <sup>♣</sup>	2050	17.1	19 lbs. (9 kg.)	-	84" x 6" x 2.5" (2134 x 153 x 64 mm)
	208		7.2			208		9.9		-	
	240		6.3			240		8.5		-	
	200	1387	6.9			200	1895	9.5		CEE 7-7	
	220-230 (CE) <sup>⚡</sup>	1500-1640	6.8-7.1			220-230 (CE) <sup>⚡</sup>	2050-2241	9.3-9.7		Schuko BS-1363	
	230-240 (CE) <sup>⚡</sup>	1377-1500	6.0-6.3			230-240 (CE) <sup>⚡</sup>	1883-2050	8.2-8.5		-	
GRA-96	120 <sup>♣</sup>	1725	14.4	21 lbs. (10 kg.)	GRAH-96	120 <sup>♣</sup>	2400	20.0	21 lbs. (10 kg.)	-	96" x 6" x 2.5" (2438 x 153 x 64 mm)
	208		8.3			208		11.5		-	
	240		7.2			240		10.0		-	
	200	1595	8.0			200	2219	11.1		CEE 7-7	
	220-230 (CE) <sup>⚡</sup>	1725-1885	7.8-8.2			220-230 (CE) <sup>⚡</sup>	2400-2623	10.9-11.4		Schuko BS-1363	
	230-240 (CE) <sup>⚡</sup>	1584-1725	6.9-7.2			230-240 (CE) <sup>⚡</sup>	2204-2400	9.6-10.0		-	
GRA-108 <sup>‡</sup> ♣	120	1850	15.4	24 lbs. (11 kg.)	GRAH-108 <sup>‡</sup> ♣	120	2500	20.8	23 lbs. (11 kg.)	-	108" x 6" x 2.5" (2743 x 153 x 64 mm)
	208		8.9			208		12.0		-	
	240		7.7			240		10.4		-	
	220	1850	8.4			220	2500	11.4		-	
	240	7.7	240			10.4	-				
GRA-120 <sup>‡</sup> ♣	120	2100	17.5	26 lbs. (12 kg.)	GRAH-120 <sup>‡</sup> ♣	120	2800	22.5	26 lbs. (12 kg.)	-	120" x 6" x 2.5" (3048 x 153 x 64 mm)
	208		10.1			208		13.5		-	
	240		8.8			240		11.7		-	
	220	2100	9.5			220	2800	12.7		-	
	240	8.8	240			11.7	-				

⚡ Shipping weight includes packaging and does not include RMB.

♣ CE approved units for 220-230V utilize a 220V heating system; 230-240V CE units utilize a 240V heating system.

• 120V models with infinite switch require tandem (end-to-end) elements, consult factory for applications.

♣ Glo-Ray models 108"-144" (2743-3048 mm) wide and 120V models of GRAH-84 and GRAH-96 contain tandem (end-to-end) elements that may be individually controlled.

‡ Not available with CE Mark.

➤ GRAH-66 and GRAH-72 require NEMA 5-20P cord for Canada.

♣ Available with RMB or remote switch only.



# Glo-Ray® Aluminum Infrared Strip Heaters

Models: GRA-18, -24, -30, -36, -42, -48, -54, -60, -66, -72, -84, -96, -108, -120, -132, -144  
 GRAH-18, -24, -30, -36, -42, -48, -54, -60, -66, -72, -84, -96, -108, -120, -132, -144

## SPECIFICATIONS

### Glo-Ray® Aluminum Infrared Strip Heaters

Phase: All Single Phase

Amps: Amps on all models can vary based on configuration – please consult factory.

The shaded areas contain electrical information for International models

Standard Watt					High Watt					Both Models	
Model	Volts	Watt	Amps	Ship Weight <sup>◇</sup>	Model	Volts	Watt	Amps	Ship Weight <sup>◇</sup>	Plug (Optional)	Width x Depth x Height
GRA-132 <sup>†</sup> ♣	120	2320	19.3	30 lbs. (14 kg.)	GRAH-132 <sup>†</sup> ♣	120	3120	26.0	31 lbs. (14 kg.)	-	132" x 6" x 2.5" (3353 x 153 x 64 mm)
	208		11.2			15.0					
	240		9.7			13.0					
	220	2320	10.5			3120	14.2				
	240	2320	9.7			3120	13.0				
GRA-144 <sup>†</sup> ♣	120	2550	21.3	33 lbs. (15 kg.)	GRAH-144 <sup>†</sup> ♣	120	3450	28.8	48 lbs. (22 kg.)	-	144" x 6" x 2.5" (3658 x 153 x 64 mm)
	208		12.3			16.6					
	240		10.6			14.4					
	220	2550	11.6			3450	15.7				
	240	2550	10.6			3450	14.4				

◇ Shipping weight includes packaging and does not include RMB.

♣ Glo-Ray models 108"-144" (2743-3048 mm) wide and 120V models of GRAH-84 and GRAH-96 contain tandem (end-to-end) elements that may be individually controlled.

† Not available with CE Mark.

## TOGGLE SWITCH

Toggle Switch: Max. 15 amps. Location: Chef's left side standard, other options available.

## INFINITE SWITCH

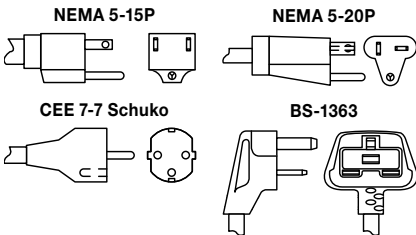
Max. 12.2 amps

## LEADS

36" (914 mm) flexible metal conduit with 42" (1067) wire leads.  
 USA/Canada: 3' (914 mm) conduit with leads – server's right.  
 Export/Euro: 6" (152 mm) leads – server's right.

## PLUG CONFIGURATIONS

Please refer to electrical specification chart.



## RECOMMENDED MOUNTING HEIGHTS

(Refer to the Installation section of the Manual on the Hatco website)

Standard Watt: 8"-11" (203-279 mm) High Watt: 11"-14" (279-356 mm)

## MINIMUM CLEARANCES

### Combustibles

Below overshef: 1" (25 mm) clearance.  
 Unit to surface below: High watt, 13.5" (343 mm) or Standard watt - 10" (254 mm).  
 Unit to wall: 3" (76 mm).

### Non-Combustibles

#### Hardwired with Built-In Switches:

Must be installed in a pass through area.  
 Below overshef: 1" (25 mm) clearance.  
 Unit to surface below:  
 High watt with infinite control or indicator light - 10" (254 mm).  
 High watt with On/Off toggle switch - 8" (203 mm).

#### Corded Units with Built-In Switches:

Must be installed in a pass through area.  
 Below overshef: 3" (76 mm) clearance.  
 Unit to surface below: High watt: 11" (279 mm) or Standard watt: 10" (254 mm).

#### Hardwired Units with Remote Switches:

May be installed against a non-combustible back wall and flush to an overshef.  
 Unit to surface below: 8" (203 mm).  
 Setback from the front of an overshef: Maximum 10" (254 mm).

## REMOTE CONTROL ENCLOSURES

RMB series uses one Control Box per Strip Heater - If RMB2 series is used, multiple warmers can be controlled from one box (U.S., Canada only). CE models require any remote switches be contained in a Remote Control Enclosure. For more details, see "Choose Remote Box" section listed under "Resources" on the Hatco website, or consult Price List.

Model	Width	Maximum Infinite/Toggle Switches	
		U.S., Canada, Export U.S. Dollar	Euro
RMB-3	6" (150 mm)	1 infinite or 2 toggle	1 infinite or 2 toggle
RMB-7	9.375" (239 mm)	2 infinite or 4 toggle	2 infinite or 3 toggle
RMB-14	14.375" (366 mm)	4 infinite or 6 toggle	4 infinite or 4 toggle
RMB-16	16.375" (417 mm)	4 infinite with 1 toggle	-
RMB-20	20.375" (518 mm)	4 infinite with 3 toggle	-
RMB2-1R	11" (279 mm)	1 toggle, 1 infinite, 1 relay, 1 indicator light	-
RMB2-2R	14" (356 mm)	1 toggle, 1 infinite, 2 relays, 1 indicator light	-

## PRODUCT SPECS

### Infrared Foodwarmers

The Infrared Foodwarmer shall be a Glo-Ray®, manufactured by the Hatco Corporation, Milwaukee, WI 53234 U.S.A.

The Strip Heater shall be a Glo-Ray model ..., rated at ... watts, ... volts, single phase and be ... inches (millimeters) in overall width. The Glo-Ray shall consist of an aluminum housing and include as standard equipment four stainless steel shelf mounting tabs and an on-off switch may be optionally installed remotely or to either

the front or rear of the unit. The infrared heating element shall be tubular metal sheathed. The foodwarmer shall be factory assembled ready for electrical installation. Options and accessories shall include adjustable or non-adjustable tubular stand, C-leg stand, T-leg stand, angle brackets, suspension chain and fittings, sneeze guard, cord and plug set, indicator light, and infinite control – remote or built-in.

Warranty consists of 24/7 parts and service assistance (U.S. and Canada only).

HATCO CORPORATION

(800) 558-0607 | (414) 671-6350

P.O. Box 340500 Milwaukee, WI 53234-0500 U.S.A.

www.hatcocorp.com | support@hatcocorp.com