

Project Name: _____ AIA#: _____

Model #: _____ Location: _____

SIS#: _____ Item #: _____ Quantity: _____



Chefmate® by Globe Food Warming Lamp

**Performance, quality
and economy — what you get
with Chefmate! Designed to keep food
warm for serving.**



Model

☐ WL2

Standard Features

- 500W; Two (250W) dome lamps
- Two (R40) bulbs included for constant warming
- Light bulbs are shatter resistant
- High-temp ceramic bulb sockets
- 5 adjustable heights
- ON/OFF switch conveniently located on post
- Sturdy, anodized aluminum construction with brushed finish
- Freestanding countertop design with non-skid, protective feet
- Stores easily
- 19.75" W x 14" D x 30.75" H (max)
- 6-foot power cord

Standard Accessories

- Includes two R40, (250W) bulbs

Warranty

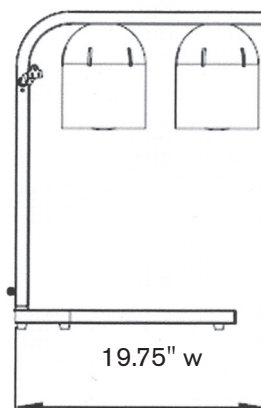
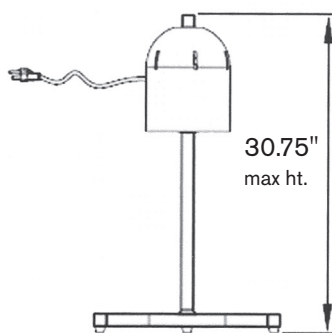
- One-year parts and labor



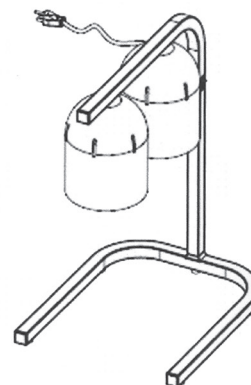
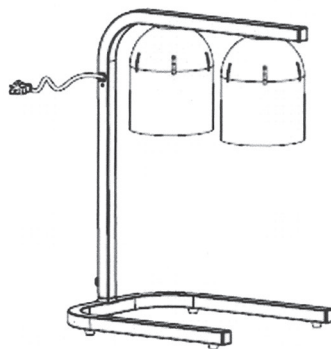
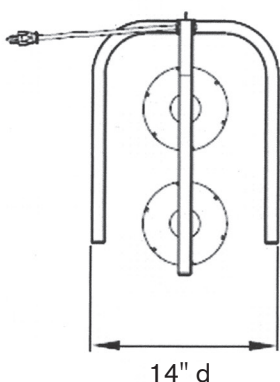
& NSF 4 Sanitation approved

Approved by: _____ Date: _____

2153 Dryden Rd., Dayton, OH 45439 | 937-299-5493 | 800-347-5423 | Fax: 937-299-4147 | www.globefoodequip.com



Plug Type - NEMA 5-15



Electric: Attached 6-foot flexible, three-wire cord with ground plug (NEMA 5-15).

Construction: Aluminum

Finish: Brushed aluminum

On/Off Switch: Easy-to-use and access

Consistent Warming: 500W; Two (250W) screw type bulbs with shatter resistant coating.

Acceptable Replacement Bulbs: R40, (250W) light bulbs

SPECIFICATIONS

Model	Electric	Wattage	Plug Type	Standard Bulbs	Acceptable Replacement Bulbs
WL2	120V/60Hz	500W	NEMA 5-15 ⚡	Two (250W) screw type bulbs with shatter contained coating.	R40, (250W) light bulbs

DIMENSIONS | SHIPPING INFORMATION

Carton reinforced for shipping. The weight and dimensions of this reinforced carton are included below and may vary from shipment to shipment.

Model	Overall Dimensions	Net Weight	Shipping Dimensions	Shipping Weight
WL2	19.75" w x 14" d x 30.75" h (50.17 cm x 35.56 cm x 78.1 cm)	4.5 lbs. (2 kg)	21" w x 13" d x 15.5" h (53.34 cm x 33 cm x 39.37 cm)	7 lbs. (3.18 kg)

Countertop Food Warming Lamp is constructed of sturdy, anodized aluminum with brushed finish, high-temp ceramic bulb sockets and non-skid, protective feet. Warming Lamp has 5 adjustable heights, with two (250W) dome lamps and two (R40) bulbs included for constant warming (light bulbs are shatter resistant). Warming Lamp includes 6-foot power cord and one-year parts and labor warranty.