

LCR-2 (w/Scholle 1910 1/8")

38.0" x 24.8" x 12.2"
(96.5cm x 63.0cm x 31.0cm)

- Accommodates 1/2gal (1.9L) and most 1gal (3.8L) bag-in-box (BIB) containers
- Attractive appearance and narrow 12" (30.5 cm) width
- FlavorGard® technology continuously monitors extract-to-water ratio and assures flavor consistency
- Refill or rinse LED lights alert the operator for concentrate or cleaning
- Refrigerated product cabinet extends product flavor profile, adjustable to maintain 41° to 65°F in the product compartment



Servers and airpots sold separately

Agency:



Specifications

Product #: 34400.0036

Legs: 4" Black Legs

Product Ratio: 45:1-100:1

Connector: Scholle

Water Access: Plumbed

Finish: Black

Additional Features

Alt Disp Rate 2.5 oz/s(74ml/s)

Alt Product Ratio 65:1-100:1

BUNNLINK Compatible

Electrical & Capacity

Volts	Amps	Watts	Cord Attached	Plug Type	8oz cups/hr 236ml cups/hr	Input H ₂ O Temp.	Phase	# Wires plus Ground	Hertz
120	13.2	1575	Yes	NEMA 5-15P	810	60°F (15.5°C)	1	2	60
120/208	21	4331	-	N/A	1760	60°F (15.5°C)	1	-	-
120/240	24	5700	-	N/A	2344	60°F (15.5°C)	1	-	-

Plumbing Requirements

PSI	kPa	Fitting Supplied	Water Flow Required (GPM)
20-90	138-621	3/8" Male Flare Fitting	-

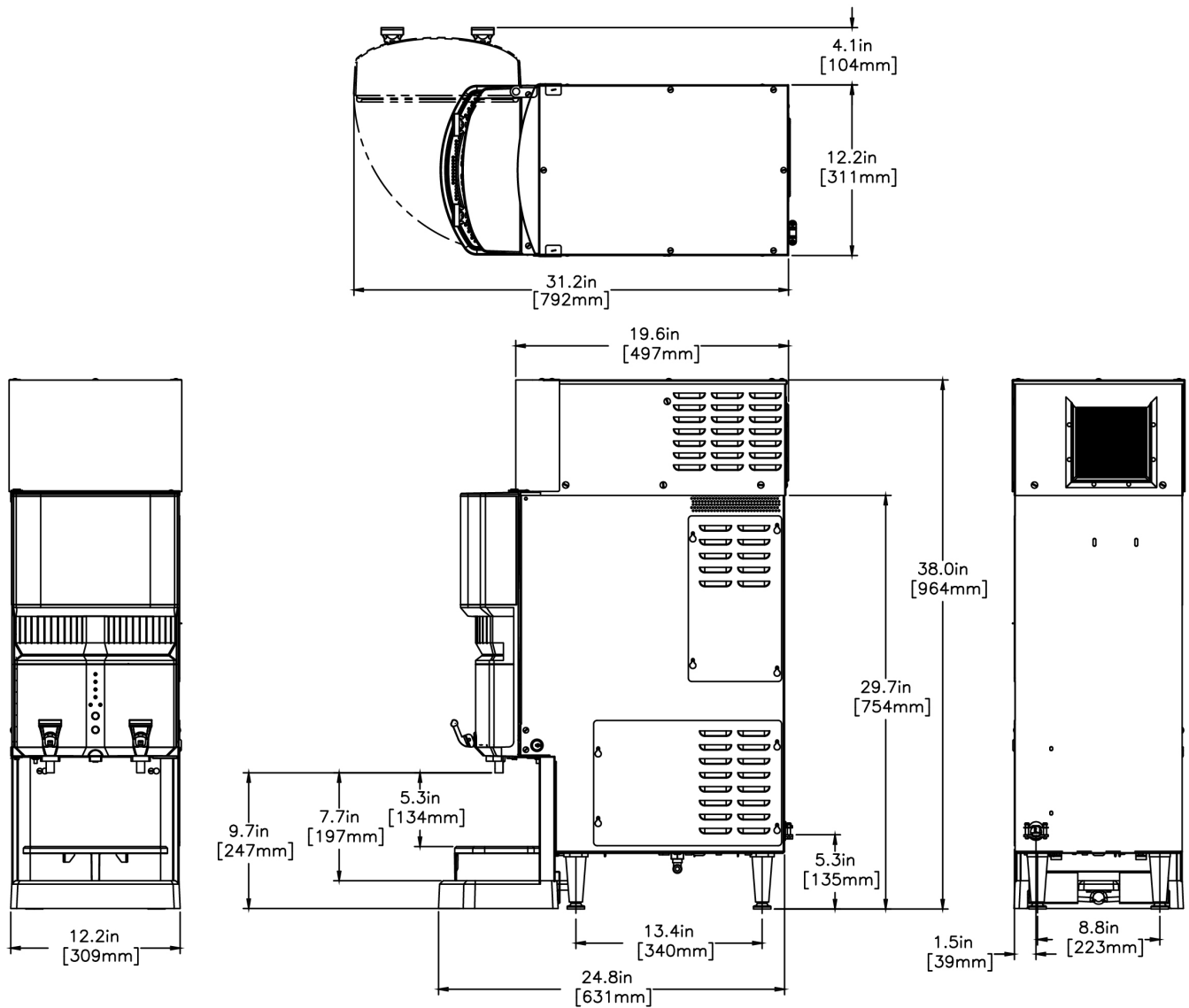
CAD Drawings

2D	Revit	KLC
●		



BUNN® reserves the right to change specifications and product design without notice. Such revisions do not entitle the buyer to corresponding changes, improvements, additions or replacements for previously purchased equipment. For most current specifications and other info visit bunn.com.

Created on:
06/15/2017




Unit				Shipping				
	Width	Height	Depth	Width	Height	Depth	Weight	Volume
English	12.2 in.	38.0 in.	24.8 in.	-	-	-	115.250 lbs	-
Metric	31.0 cm	96.5 cm	63.0 cm	-	-	-	52.277 kgs	-



BUNN® reserves the right to change specifications and product design without notice. Such revisions do not entitle the buyer to corresponding changes, improvements, additions or replacements for previously purchased equipment. For most current specifications and other info visit bunn.com.

Created on:
06/15/2017

Related Products & Accessories:LCR-2 (w/Scholle 1910 1/8")(34400.0036)




ADPTR/TUBE PKG,
SCHOLLE 1/8"

Product #: 34400.0200



TUBE KIT, .188 PUMP
LCC/LCA

Product #: 34727.1000



TUBE KIT, .125 PUMP
LCC/LCA

Product #: 34728.1000



KIT,DISPENSE RATIO
CAL LCA/LCC

Product #: 34843.1000



WATER FILTER,
EQHP-10L

Product #: 39000.0001



WATER FILTER,
EQHP-25L

Product #: 39000.0002



WATER FILTER,
EQHP-10

Product #: 39000.0004



WATER FILTER,
EQHP-25

Product #: 39000.0005



BUNN® reserves the right to change specifications and product design without notice. Such revisions do not entitle the buyer to corresponding changes, improvements, additions or replacements for previously purchased equipment. For most current specifications and other info visit bunn.com.

Created on:
06/15/2017

Serving & Holding Options: LCR-2 (w/Scholle 1910 1/8")(34400.0036)

Serving and Holding selections are currently unavailable. Please contact your sales representative to find out more information.



BUNN® reserves the right to change specifications and product design without notice. Such revisions do not entitle the buyer to corresponding changes, improvements, additions or replacements for previously purchased equipment. For most current specifications and other info visit bunn.com.

Created on:
06/15/2017