

ED2-96 SERIES ED2SYS-96 SERIES

HEATED DISPLAY SYSTEMS



ED2-96



ED2SYS-96




- HALO HEAT ... a controlled, uniform heat source that gently holds and surrounds food for better appearance, taste, and longer holding life.
- Holds and displays hot food fresh and moist for hours — without adding water.
- Expandable system to meet your specific requirements.
- Matches profile of leading refrigerated display case.
- **HOT DISPLAY CASE**
 - Curved glass styling.
 - Displays hot food without condensation on glass.
 - Protected with an environmentally friendly bumper, made of 93% pre-consumer polycarbonate waste and is 100% recyclable.
 - Thermostatically controlled heat source radiates from the base of the display case in multiple heat zones.
 - Overhead light zones with shatterproof coated bulbs.
 - Holds a full range of standard (gastronom) pan sizes, full-size or half-size sheet pans.
 - Tempered sliding glass doors reflect heat back into the products and mirror the display to enhance merchandising effect.
- **DECORATOR BASE**
 - Standard black painted front and end panels.
- **SELF-SERVICE HOT DISPLAY**
 - Customer self-service opening is available on right side or left side of case.
 - Front mounted heat-guard provides customer protection.

The display case is constructed of 18 gauge, non-magnetic stainless steel. A tempered glass front encloses the display case and can be lifted to a 90 degree angle for easy cleaning. Removable, sliding glass doors on the operator side are included. Sliding door tracks have a "clean sweep" cutout allowing for easy cleaning and crumb removal. Framed end glass with rubber gasket material protects glass edges from chipping and breakage. The base is divided into three (3) individually managed heat zones with each zone controlled by a separate thermostat with a range of 1 through 10 and heat-on indicator light. Overhead lights are controlled by ON/OFF switches in three (3) light zones. Two (2) 125V plug outlets are available as an option on 120/208-240V units only. Counter-top display cases include one set of 4" (102mm) legs.

- ED2-96 - 96" (2438mm) length
- ED2SYS-96* - 96" (2438mm) length, with base
- ED2-96/PL - 96" (2438mm) length, 23-3/4" (603mm) self-service opening on left side of case front
- ED2SYS-96/PL* - 96" (2438mm) length, with base, 23-3/4" (603mm) self-service opening on left side of case front
- ED2-96/PR - 96" (2438mm) length, 23-3/4" (603mm) self-service opening on right side of case front
- ED2SYS-96/PR* - 96" (2438mm) length, with base, 23-3/4" (603mm) self-service opening on right side of case front

*The system base is not sold as a separate item. Order the full ED2SYS model to receive the base.

FACTORY INSTALLED OPTIONS



- Electrical Choices
 - Specify Voltage:
 - 120/208-240
 - 230
 - 380-415
- Panel Color Choices
 - Specify color:
 - Black, standard
 - Stainless Steel, optional
 - Custom Color, optional
- End Glass Choices
 - Specify choice
 - Clear Glass, standard
 - Solar Bronze Glass, optional
- Temperature Gauge, optional



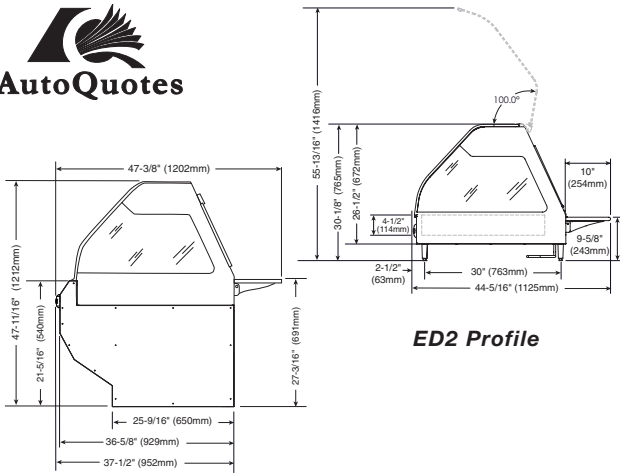
W164 N9221 Water Street • P.O. Box 450 • Menomonee Falls, Wisconsin 53052-0450 • U.S.A.

PHONE: 262.251.3800 800.558.8744 U.S.A./CANADA FAX: 262.251.7067 800.329.8744 U.S.A. ONLY

www.alto-shaam.com

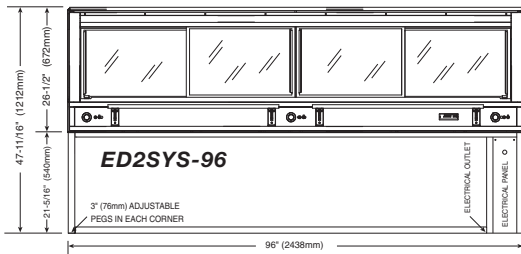


ED2-96 SERIES ED2SYS-96 SERIES HEATED DISPLAY SYSTEMS



ED2 Profile

ED2SYS Profile



DIMENSIONS (H X W X D)
EXTERIOR, COUNTER-TOP MODEL WITH LEGS: 30-1/8" x 96" x 44-5/16" (765mm x 2438mm x 1125mm)
EXTERIOR, WITH BASE: 47-11/16" x 96" x 47-3/8" (1212mm x 2438mm x 1202mm)
WELL DIMENSIONS (W X L X D): 27-3/16" x 93-5/16" x 4-1/2" (690mm x 2370mm x 114mm)

ELECTRICAL					
VOLTAGE	PHASE	CYCLE/HZ	AMPS	KW	
120/208-240 (AGCY)	1	50/60	24.0	5.2	NEMA L14-30P 30A, 250V PLUG
AT 208	1	50/60	24.0	5.2	
AT 240	1	50/60	24.0	5.2	
230 (AGCY)	1	50	24.9	5.7	BARE END, NO PLUG
230	1	50	24.3	5.6	
380-415 (AGCY)	3	50	10.7	6.5	BARE END, NO PLUG
AT 380	3	50	9.7	5.2	
AT 415	3	50	10.3	6.2	

INSTALLATION REQUIREMENTS

Display case must be installed level. The display case must not be installed in any area where it may be affected by steam, grease, dripping water, high temperatures, or any other severely adverse conditions.

Do not install a heated display case near a cold air source such as a freezer, air conditioning vents, or in any area where outside air fluctuation can affect performance.

PAN CONFIGURATION*		
PAN SIZE	DIMENSIONS	QTY.
FULL-SIZE & ONE-THIRD**:	12" x 20" x 2-1/2" (GN 1/1)	7
	12" x 6" x 2-1/2" (GN 1/3)	7
HALF-SIZE & ONE-THIRD**:	12" x 10" x 2-1/2" (GN 1/2)	14
	12" x 6" x 2-1/2" (GN 1/3)	7
FULL-SIZE SHEET PANS:	18" x 26" x 1"	4
MAX. CAPACITY/VOLUME:	112 lbs (51 kg) 70 qts (84 L)	
* Pans are not included with display case. ** Will also accept 4" (100mm) deep pans.		

WEIGHT		
MODEL	NET	SHIP
ED2-96	526 lb (239 kg)	585 lb (265 kg)
ED2SYS-96	716 lb (325 kg)	796 lb (361 kg)
ED2-96/PL; /PR	535 lb (243 kg)	595 lb (270 kg)
ED2SYS-96/PL; /PR	734 lb (333 kg)	816 lb (370 kg)
CRATED DIMENSIONS (EST.): H X W X D		
ED2-96: 45" x 100" x 55" (1143mm x 2540mm x 1397mm)		
ED2SYS-96: 65" x 100" x 55" (1651mm x 2540mm x 1397mm)		

SPECIFICATIONS

- Fourteen (14) overhead lights in three (3) light zones.
- Three (3) base heat zones with three (3) adjustable thermostats with a range of 1 through 10, and three (3) heat-on indicator lights.
- Four (4) tinted, reflective, tempered glass sliding doors on operator side.
- Two (2) 10" x 36" (254mm x 914mm) operator-side work shelves.
- Self-serve models ED2-96/PL and ED2-96/PR have a self-serve pan insert 21-5/8" x 26-7/16" x 2" (549mm x 672mm x 51mm) and includes one (1) Wire Pan Grid.

FACTORY INTALLED OPTIONS			
<input type="checkbox"/> INDEPENDENT ELECTRICAL OUTLET	5001781	<input type="checkbox"/> TEMPERATURE PROBE	5004918

ACCESSORIES			
<input type="checkbox"/> BUTTING KIT (SEAMLESSLY CONNECT MULTIPLE SYSTEMS)	5008523	SHEET PAN DIVIDER BAR PACKAGE	
<input type="checkbox"/> CARVING STATION	5001874	<input type="checkbox"/> FULL-SERVICE	5002805
PLATFORM SCALE		<input type="checkbox"/> SELF-SERVICE LEFT-SIDE OR RIGHT-SIDE OF CASES	5002806
<input type="checkbox"/> LEFT-HAND	5001308	<input type="checkbox"/> THERMOSTAT GUARD COVER PLATE	5007660
<input type="checkbox"/> RIGHT-HAND	5001307	<input type="checkbox"/> WORK SHELF WITH GRAVY LANE	5005640